

2017 STUDENT PROFILE - Monash Overall

AT A GLANCE

**77,432 Student enrolments in 2017**

- ⇒ 56.8% are Female; 43.1% are Male; 0.0% are Unspecified
- ⇒ 83.8% are Full-time; 16.2% are Part-time
- ⇒ 84.9% are Internal; 7.0% are External; 8.1% are Multimodal
- ⇒ 35.1% are Commencing; 64.9% are Returning
- ⇒ 23.4 is the Average Age
- ⇒ 44.5% are HECS-liable; 55.4% are HECS-exempt; 0.0% are HECS-no info
- ⇒ 200 are of Aboriginal and/or Torres Strait Islander descent (0.3%)
- ⇒ 43,845 were born Overseas (56.6%)
  
- ⇒ 57.4% have Domestic Citizenship; 0.1% have Unknown Citizenship
- ⇒ 42.5% have International Citizenship. Comprising:
  - ⇒ 66.5% enrolled at an Australian Campus
  - ⇒ 31.5% enrolled at a Campus in Malaysia/Sth Africa
  - ⇒ 1.9% enrolled with Offshore Partners

Attendance by Campus

	Full-time	Part-time	Total
Berwick	583	78	661
Caulfield	16,988	2,495	19,483
Clayton	32,181	6,109	38,290
Gippsland	392	147	539
Malaysia	7,345	378	7,723
Online	351	1,693	2,044
Parkville	1,286	756	2,042
Peninsula	3,421	575	3,996
Sth Africa	2,368	286	2,654
<b>Total</b>	<b>64,915</b>	<b>12,517</b>	<b>77,432</b>

**9,283** are Domestic Commencing Undergraduates (12.0%)

- ⇒ 79.4% are School Leavers
- ⇒ 84.0% are New to Higher Education

**44,470** are Domestic students (57.4%)

- ⇒ 70.2% Speak English at home
- ⇒ 29.8% Speak languages other than English at home
- ⇒ 0.0% Speak an unknown language at home

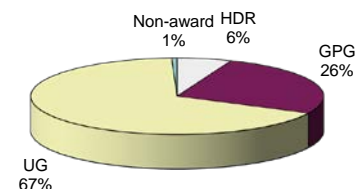
- ⇒ 89.7% Have a permanent residence of Victoria
- ⇒ 10.3% Have a permanent residence of interstate/overseas/unknown

**32,894** are International students (42.5%)

- ⇒ 11.9% Speak English at home
- ⇒ 87.8% Speak languages other than English at home
- ⇒ 0.4% Speak an unknown language at home

- ⇒ 61.8% Have a semester residence of Victoria
- ⇒ 38.2% Have a semester residence of interstate/overseas/unknown

Course Type Group



2017 STUDENT PROFILE - Monash Overall


HIGHER DEGREE BY RESEARCH STUDENT ENROLMENTS

**4,655 Student enrolments (6.0%)**

- ⇒ 51.5% are Female; 48.5% are Male
- ⇒ 77.0% are Full-time; 23.0% are Part-time
- ⇒ 95.0% are Internal; 4.8% are External; 0.2% are Multimodal
- ⇒ 18.9% are Commencing; 81.1% are Returning
- ⇒ 32.5 is the Average Age

- ⇒ **57.6%** have Domestic Citizenship
- ⇒ **0.2%** have Unknown Citizenship
- ⇒ **42.2%** have International Citizenship. Comprising:
  - ⇒ 78.2% enrolled at an Australian Campus
  - ⇒ 21.6% enrolled at a Campus in Malaysia/Sth Africa
  - ⇒ 0.2% enrolled with Offshore Partners

Number of Student enrolments

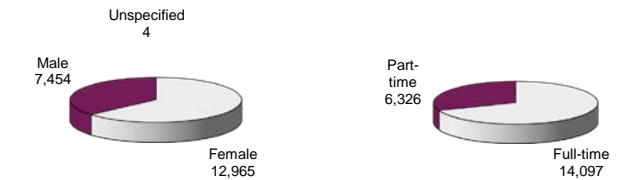


POSTGRADUATE COURSEWORK STUDENT ENROLMENTS

**20,423 Student enrolments (26.4%)**

- ⇒ 63.5% are Female; 36.5% are Male; 0.0% are Unspecified
- ⇒ 69.0% are Full-time; 31.0% are Part-time
- ⇒ 61.1% are Internal; 23.0% are External; 15.9% are Multimodal
- ⇒ 49.3% are Commencing; 50.7% are Returning
- ⇒ 28.0 is the Average Age

- ⇒ **45.8%** have Domestic Citizenship
- ⇒ **0.2%** have Unknown Citizenship
- ⇒ **54.0%** have International Citizenship. Comprising:
  - ⇒ 91.3% enrolled at an Australian Campus
  - ⇒ 3.6% enrolled at a Campus in Malaysia/Sth Africa
  - ⇒ 5.1% enrolled with Offshore Partners



UNDERGRADUATE STUDENT ENROLMENTS

**51,892 Student enrolments (67.0%)**

- ⇒ 54.6% are Female; 45.3% are Male; 0.0% are Unspecified
- ⇒ 90.8% are Full-time; 9.2% are Part-time
- ⇒ 93.6% are Internal; 0.6% are External; 5.8% are Multimodal
- ⇒ 30.5% are Commencing; 69.5% are Returning
- ⇒ 20.7 is the Average Age

- ⇒ **62.0%** have Domestic Citizenship
- ⇒ **0.0%** have Unknown Citizenship
- ⇒ **38.0%** have International Citizenship. Comprising:
  - ⇒ 51.5% enrolled at an Australian Campus
  - ⇒ 48.2% enrolled at a Campus in Malaysia/Sth Africa
  - ⇒ 0.4% enrolled with Offshore Partners

Number of Student enrolments



NON-AWARD STUDENT ENROLMENTS

**462 Student enrolments (0.6%)**

- ⇒ 66.2% are Female; 33.8% are Male
- ⇒ 24.7% are Full-time; 75.3% are Part-time
- ⇒ 61.0% are Internal; 37.4% are External; 1.5% are Multimodal
- ⇒ 89.2% are Commencing; 10.8% are Returning
- ⇒ 27.2 is the Average Age

- ⇒ **55.0%** have Domestic Citizenship
- ⇒ **2.4%** have Unknown Citizenship
- ⇒ **42.6%** have International Citizenship. Comprising:
  - ⇒ 71.6% enrolled at an Australian Campus
  - ⇒ 28.4% enrolled at a Campus in Malaysia/Sth Africa
  - ⇒ 0.0% enrolled with Offshore Partners

Number of Student enrolments



2017 STUDENT PROFILE - Art, Design & Architecture

AT A GLANCE

**2,170 Student enrolments in 2017**

- ⇒ 64.3% are Female; 35.5% are Male; 0.1% are Unspecified
- ⇒ 90.2% are Full-time; 9.8% are Part-time
- ⇒ 95.3% are Internal; 0.4% are External; 4.3% are Multimodal
- ⇒ 41.1% are Commencing; 58.9% are Returning
- ⇒ 22.6 is the Average Age
- ⇒ 58.0% are HECS-liable; 42.0% are HECS-exempt; 0.0% are HECS-no info
- ⇒ 5 are of Aboriginal and/or Torres Strait Islander descent (0.2%)
- ⇒ 1,068 were born Overseas (49.2%)
  
- ⇒ 64.8% have Domestic Citizenship
- ⇒ 35.2% have International Citizenship. Comprising:
  - ⇒ 94.6% enrolled at an Australian Campus
  - ⇒ 0.0% enrolled at a Campus in Malaysia/Sth Africa
  - ⇒ 5.4% enrolled with Offshore Partners

Attendance by Campus

	Full-time	Part-time	Total
Berwick			
Caulfield	1,957	213	2,170
Clayton			
Gippsland			
Malaysia			
Online			
Parkville			
Peninsula			
Sth Africa			
<b>Total</b>	<b>1,957</b>	<b>213</b>	<b>2,170</b>

416 are Domestic Commencing Undergraduates (19.2%)

- ⇒ 70.2% are School Leavers
- ⇒ 75.0% are New to Higher Education

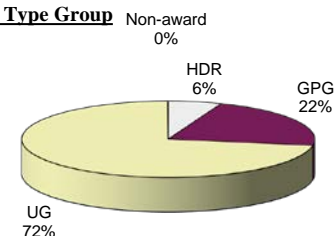
1,407 are Domestic students (64.8%)

- ⇒ 76.5% Speak English at home
- ⇒ 23.5% Speak languages other than English at home
- ⇒ 0.0% Speak an unknown language at home
  
- ⇒ 93.4% Have a permanent residence of Victoria
- ⇒ 6.6% Have a permanent residence of interstate/overseas/unknown

763 are International students (35.2%)

- ⇒ 11.0% Speak English at home
- ⇒ 89.0% Speak languages other than English at home
- ⇒ 0.0% Speak an unknown language at home
  
- ⇒ 88.7% Have a semester residence of Victoria
- ⇒ 11.3% Have a semester residence of interstate/overseas/unknown

Course Type Group



2017 STUDENT PROFILE - Art, Design & Architecture

HIGHER DEGREE BY RESEARCH STUDENT ENROLMENTS

**128 Student enrolments (5.9%)**

- ⇒ 53.1% are Female; 46.9% are Male
- ⇒ 62.5% are Full-time; 37.5% are Part-time
- ⇒ 92.2% are Internal; 6.3% are External; 1.6% are Multimodal
- ⇒ 25.8% are Commencing; 74.2% are Returning
- ⇒ 38.3 is the Average Age

- ⇒ **96.1%** have Domestic Citizenship
- ⇒ **0.0%** have Unknown Citizenship
- ⇒ **3.9%** have International Citizenship. Comprising:
  - ⇒ 100.0% enrolled at an Australian Campus
  - ⇒ 0.0% enrolled at a Campus in Malaysia/Sth Africa
  - ⇒ 0.0% enrolled with Offshore Partners

Number of Student enrolments




POSTGRADUATE COURSEWORK STUDENT ENROLMENTS

**473 Student enrolments (21.8%)**

- ⇒ 60.9% are Female; 39.1% are Male
- ⇒ 95.3% are Full-time; 4.7% are Part-time
- ⇒ 99.8% are Internal; 0.0% are External; 0.2% are Multimodal
- ⇒ 59.2% are Commencing; 40.8% are Returning
- ⇒ 23.9 is the Average Age

- ⇒ **24.1%** have Domestic Citizenship
- ⇒ **0.0%** have Unknown Citizenship
- ⇒ **75.9%** have International Citizenship. Comprising:
  - ⇒ 88.6% enrolled at an Australian Campus
  - ⇒ 0.0% enrolled at a Campus in Malaysia/Sth Africa
  - ⇒ 11.4% enrolled with Offshore Partners



UNDERGRADUATE STUDENT ENROLMENTS

**1,568 Student enrolments (72.3%)**

- ⇒ 66.3% are Female; 33.5% are Male; 0.2% are Unspecified
- ⇒ 90.9% are Full-time; 9.1% are Part-time
- ⇒ 94.3% are Internal; 0.0% are External; 5.7% are Multimodal
- ⇒ 36.8% are Commencing; 63.2% are Returning
- ⇒ 20.9 is the Average Age

- ⇒ **74.6%** have Domestic Citizenship
- ⇒ **0.0%** have Unknown Citizenship
- ⇒ **25.4%** have International Citizenship. Comprising:
  - ⇒ 100.0% enrolled at an Australian Campus
  - ⇒ 0.0% enrolled at a Campus in Malaysia/Sth Africa
  - ⇒ 0.0% enrolled with Offshore Partners

Number of Student enrolments




NON-AWARD STUDENT ENROLMENTS

**1 Student enrolments (0.0%)**

- ⇒ 0.0% are Female; 100.0% are Male
- ⇒ 0.0% are Full-time; 100.0% are Part-time
- ⇒ 100.0% are Internal; 0.0% are External; 0.0% are Multimodal
- ⇒ 100.0% are Commencing; 0.0% are Returning
- ⇒ 24.0 is the Average Age

- ⇒ **100.0%** have Domestic Citizenship
- ⇒ **0.0%** have Unknown Citizenship
- ⇒ **0.0%** have International Citizenship. Comprising:

Number of Student enrolments



2017 STUDENT PROFILE - Arts

AT A GLANCE

**8,097 Student enrolments in 2017**

- ⇒ 68.7% are Female; 31.2% are Male; 0.1% are Unspecified
- ⇒ 81.7% are Full-time; 18.3% are Part-time
- ⇒ 82.9% are Internal; 2.6% are External; 14.5% are Multimodal
- ⇒ 35.2% are Commencing; 64.8% are Returning
- ⇒ 23.6 is the Average Age
- ⇒ 46.3% are HECS-liable; 53.6% are HECS-exempt; 0.1% are HECS-no info
- ⇒ 42 are of Aboriginal and/or Torres Strait Islander descent (0.5%)
- ⇒ 4,337 were born Overseas (53.6%)
  
- ⇒ 57.7% have Domestic Citizenship
- ⇒ 42.3% have International Citizenship. Comprising:
  - ⇒ 53.9% enrolled at an Australian Campus
  - ⇒ 45.0% enrolled at a Campus in Malaysia/Sth Africa
  - ⇒ 1.1% enrolled with Offshore Partners

Attendance by Campus

	Full-time	Part-time	Total
Berwick		3	3
Caulfield	1,961	380	2,341
Clayton	3,248	902	4,150
Gippsland	13	49	62
Malaysia	530	53	583
Online			
Parkville			
Peninsula	865	93	958
Sth Africa	300	45	345
<b>Total</b>	<b>6,917</b>	<b>1,525</b>	<b>8,097</b>

1,119 are Domestic Commencing Undergraduates (13.8%)

- ⇒ 75.2% are School Leavers
- ⇒ 79.0% are New to Higher Education

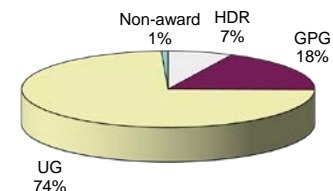
4,669 are Domestic students (57.7%)

- ⇒ 81.1% Speak English at home
- ⇒ 18.9% Speak languages other than English at home
- ⇒ 0.0% Speak an unknown language at home
  
- ⇒ 91.4% Have a permanent residence of Victoria
- ⇒ 8.6% Have a permanent residence of interstate/overseas/unknown

3,427 are International students (42.3%)

- ⇒ 17.8% Speak English at home
- ⇒ 81.5% Speak languages other than English at home
- ⇒ 0.7% Speak an unknown language at home
  
- ⇒ 49.8% Have a semester residence of Victoria
- ⇒ 50.2% Have a semester residence of interstate/overseas/unknown

Course Type Group



2017 STUDENT PROFILE - Arts

HIGHER DEGREE BY RESEARCH STUDENT ENROLMENTS

**579 Student enrolments (7.2%)**

- ⇒ 56.0% are Female; 44.0% are Male
- ⇒ 63.9% are Full-time; 36.1% are Part-time
- ⇒ 94.6% are Internal; 5.2% are External; 0.2% are Multimodal
- ⇒ 17.1% are Commencing; 82.9% are Returning
- ⇒ 36.4 is the Average Age

- ⇒ **73.4%** have Domestic Citizenship
- ⇒ **0.2%** have Unknown Citizenship
- ⇒ **26.4%** have International Citizenship. Comprising:
  - ⇒ 71.9% enrolled at an Australian Campus
  - ⇒ 28.1% enrolled at a Campus in Malaysia/Sth Africa
  - ⇒ 0.0% enrolled with Offshore Partners

Number of Student enrolments



POSTGRADUATE COURSEWORK STUDENT ENROLMENTS

**1,463 Student enrolments (18.1%)**

- ⇒ 71.5% are Female; 28.5% are Male
- ⇒ 80.0% are Full-time; 20.0% are Part-time
- ⇒ 64.9% are Internal; 6.4% are External; 28.7% are Multimodal
- ⇒ 49.6% are Commencing; 50.4% are Returning
- ⇒ 26.3 is the Average Age

- ⇒ **36.6%** have Domestic Citizenship
- ⇒ **0.0%** have Unknown Citizenship
- ⇒ **63.4%** have International Citizenship. Comprising:
  - ⇒ 93.2% enrolled at an Australian Campus
  - ⇒ 2.6% enrolled at a Campus in Malaysia/Sth Africa
  - ⇒ 4.2% enrolled with Offshore Partners



UNDERGRADUATE STUDENT ENROLMENTS

**5,995 Student enrolments (74.0%)**

- ⇒ 69.2% are Female; 30.7% are Male; 0.1% are Unspecified
- ⇒ 84.2% are Full-time; 15.8% are Part-time
- ⇒ 86.0% are Internal; 1.4% are External; 12.6% are Multimodal
- ⇒ 32.9% are Commencing; 67.1% are Returning
- ⇒ 21.6 is the Average Age

- ⇒ **61.6%** have Domestic Citizenship
- ⇒ **0.0%** have Unknown Citizenship
- ⇒ **38.4%** have International Citizenship. Comprising:
  - ⇒ 36.8% enrolled at an Australian Campus
  - ⇒ 63.2% enrolled at a Campus in Malaysia/Sth Africa
  - ⇒ 0.0% enrolled with Offshore Partners

Number of Student enrolments



NON-AWARD STUDENT ENROLMENTS

**60 Student enrolments (0.7%)**

- ⇒ 68.3% are Female; 31.7% are Male
- ⇒ 45.0% are Full-time; 55.0% are Part-time
- ⇒ 95.0% are Internal; 1.7% are External; 3.3% are Multimodal
- ⇒ 91.7% are Commencing; 8.3% are Returning
- ⇒ 24.4 is the Average Age

- ⇒ **30.0%** have Domestic Citizenship
- ⇒ **0.0%** have Unknown Citizenship
- ⇒ **70.0%** have International Citizenship. Comprising:
  - ⇒ 59.5% enrolled at an Australian Campus
  - ⇒ 40.5% enrolled at a Campus in Malaysia/Sth Africa
  - ⇒ 0.0% enrolled with Offshore Partners

Number of Student enrolments



2017 STUDENT PROFILE - Business and Economics

AT A GLANCE

**20,748 Student enrolments in 2017**

- ⇒ 52.6% are Female; 47.4% are Male; 0.0% are Unspecified
- ⇒ 89.3% are Full-time; 10.7% are Part-time
- ⇒ 95.7% are Internal; 1.6% are External; 2.7% are Multimodal
- ⇒ 34.6% are Commencing; 65.4% are Returning
- ⇒ 21.7 is the Average Age
- ⇒ 29.7% are HECS-liable; 70.3% are HECS-exempt; 0.0% are HECS-no info
- ⇒ 5 are of Aboriginal and/or Torres Strait Islander descent (0.0%)
- ⇒ 15,340 were born Overseas (73.9%)
  
- ⇒ 34.9% have Domestic Citizenship
- ⇒ 65.1% have International Citizenship. Comprising:
  - ⇒ 70.5% enrolled at an Australian Campus
  - ⇒ 29.2% enrolled at a Campus in Malaysia/Sth Africa
  - ⇒ 0.3% enrolled with Offshore Partners

Attendance by Campus

	Full-time	Part-time	Total
Berwick	300	45	345
Caulfield	10,277	1,407	11,684
Clayton	4,007	394	4,401
Gippsland	11	70	81
Malaysia	2,616	152	2,768
Online			
Parkville			
Peninsula	279	13	292
Sth Africa	1,036	141	1,177
<b>Total</b>	<b>18,526</b>	<b>2,222</b>	<b>20,748</b>

1,833 are Domestic Commencing Undergraduates (8.8%)

- ⇒ 83.7% are School Leavers
- ⇒ 89.3% are New to Higher Education

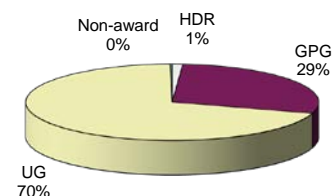
7,244 are Domestic students (34.9%)

- ⇒ 65.2% Speak English at home
- ⇒ 34.8% Speak languages other than English at home
- ⇒ 0.0% Speak an unknown language at home
  
- ⇒ 94.5% Have a permanent residence of Victoria
- ⇒ 5.5% Have a permanent residence of interstate/overseas/unknown

13,504 are International students (65.1%)

- ⇒ 12.0% Speak English at home
- ⇒ 87.7% Speak languages other than English at home
- ⇒ 0.3% Speak an unknown language at home
  
- ⇒ 66.1% Have a semester residence of Victoria
- ⇒ 33.9% Have a semester residence of interstate/overseas/unknown

Course Type Group



2017 STUDENT PROFILE - Business and Economics


HIGHER DEGREE BY RESEARCH STUDENT ENROLMENTS

**244 Student enrolments (1.2%)**

- ⇒ 57.8% are Female; 42.2% are Male
- ⇒ 78.7% are Full-time; 21.3% are Part-time
- ⇒ 96.3% are Internal; 2.9% are External; 0.8% are Multimodal
- ⇒ 18.4% are Commencing; 81.6% are Returning
- ⇒ 32.9 is the Average Age

- ⇒ **40.6%** have Domestic Citizenship
- ⇒ **0.0%** have Unknown Citizenship
- ⇒ **59.4%** have International Citizenship. Comprising:
  - ⇒ 64.8% enrolled at an Australian Campus
  - ⇒ 35.2% enrolled at a Campus in Malaysia/Sth Africa
  - ⇒ 0.0% enrolled with Offshore Partners

Number of Student enrolments




POSTGRADUATE COURSEWORK STUDENT ENROLMENTS

**5,937 Student enrolments (28.6%)**

- ⇒ 57.8% are Female; 42.2% are Male
- ⇒ 84.4% are Full-time; 15.6% are Part-time
- ⇒ 93.7% are Internal; 3.9% are External; 2.4% are Multimodal
- ⇒ 40.7% are Commencing; 59.3% are Returning
- ⇒ 25.0 is the Average Age

- ⇒ **16.0%** have Domestic Citizenship
- ⇒ **0.0%** have Unknown Citizenship
- ⇒ **84.0%** have International Citizenship. Comprising:
  - ⇒ 94.4% enrolled at an Australian Campus
  - ⇒ 4.8% enrolled at a Campus in Malaysia/Sth Africa
  - ⇒ 0.8% enrolled with Offshore Partners



UNDERGRADUATE STUDENT ENROLMENTS

**14,520 Student enrolments (70.0%)**

- ⇒ 50.3% are Female; 49.7% are Male; 0.0% are Unspecified
- ⇒ 91.5% are Full-time; 8.5% are Part-time
- ⇒ 96.4% are Internal; 0.7% are External; 2.9% are Multimodal
- ⇒ 32.2% are Commencing; 67.8% are Returning
- ⇒ 20.2 is the Average Age

- ⇒ **42.6%** have Domestic Citizenship
- ⇒ **0.0%** have Unknown Citizenship
- ⇒ **57.4%** have International Citizenship. Comprising:
  - ⇒ 56.5% enrolled at an Australian Campus
  - ⇒ 43.5% enrolled at a Campus in Malaysia/Sth Africa
  - ⇒ 0.0% enrolled with Offshore Partners

Number of Student enrolments




NON-AWARD STUDENT ENROLMENTS

**47 Student enrolments (0.2%)**

- ⇒ 66.0% are Female; 34.0% are Male
- ⇒ 85.1% are Full-time; 14.9% are Part-time
- ⇒ 93.6% are Internal; 6.4% are External; 0.0% are Multimodal
- ⇒ 74.5% are Commencing; 25.5% are Returning
- ⇒ 24.5 is the Average Age

- ⇒ **25.5%** have Domestic Citizenship
- ⇒ **0.0%** have Unknown Citizenship
- ⇒ **74.5%** have International Citizenship. Comprising:
  - ⇒ 37.1% enrolled at an Australian Campus
  - ⇒ 62.9% enrolled at a Campus in Malaysia/Sth Africa
  - ⇒ 0.0% enrolled with Offshore Partners

Number of Student enrolments





2017 STUDENT PROFILE - Education

AT A GLANCE

**6,747 Student enrolments in 2017**

- ⇒ 77.0% are Female; 23.0% are Male; 0.1% are Unspecified
- ⇒ 83.7% are Full-time; 16.3% are Part-time
- ⇒ 61.4% are Internal; 8.4% are External; 30.2% are Multimodal
- ⇒ 44.8% are Commencing; 55.2% are Returning
- ⇒ 27.4 is the Average Age
- ⇒ 48.7% are HECS-liable; 51.3% are HECS-exempt; 0.0% are HECS-no info
- ⇒ 27 are of Aboriginal and/or Torres Strait Islander descent (0.4%)
- ⇒ 3,180 were born Overseas (47.1%)
  
- ⇒ 65.9% have Domestic Citizenship; 0.7% have Unknown Citizenship
- ⇒ 33.5% have International Citizenship. Comprising:
  - ⇒ 76.7% enrolled at an Australian Campus
  - ⇒ 3.9% enrolled at a Campus in Malaysia/Sth Africa
  - ⇒ 19.4% enrolled with Offshore Partners

Attendance by Campus

	Full-time	Part-time	Total
Berwick	283	30	313
Caulfield			
Clayton	4,189	892	5,081
Gippsland	1	11	12
Malaysia	69	20	89
Online			
Parkville			
Peninsula	1,104	148	1,252
Sth Africa			
<b>Total</b>	<b>5,646</b>	<b>1,101</b>	<b>6,747</b>

736 are Domestic Commencing Undergraduates (10.9%)

- ⇒ 75.3% are School Leavers
- ⇒ 83.6% are New to Higher Education

4,444 are Domestic students (65.9%)

- ⇒ 78.4% Speak English at home
- ⇒ 21.6% Speak languages other than English at home
- ⇒ 0.0% Speak an unknown language at home

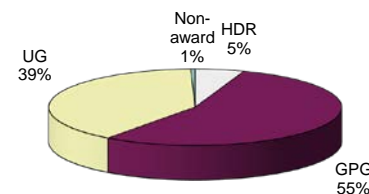
- ⇒ 92.3% Have a permanent residence of Victoria
- ⇒ 7.7% Have a permanent residence of interstate/overseas/unknown

2,258 are International students (33.5%)

- ⇒ 11.3% Speak English at home
- ⇒ 87.2% Speak languages other than English at home
- ⇒ 1.5% Speak an unknown language at home

- ⇒ 71.0% Have a semester residence of Victoria
- ⇒ 29.0% Have a semester residence of interstate/overseas/unknown

Course Type Group



2017 STUDENT PROFILE - Education

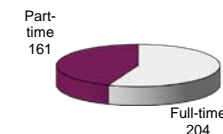
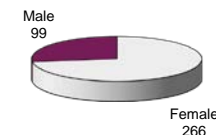
HIGHER DEGREE BY RESEARCH STUDENT ENROLMENTS

**365 Student enrolments (5.4%)**

- ⇒ 72.9% are Female; 27.1% are Male
- ⇒ 55.9% are Full-time; 44.1% are Part-time
- ⇒ 87.9% are Internal; 11.2% are External; 0.8% are Multimodal
- ⇒ 10.1% are Commencing; 89.9% are Returning
- ⇒ 42.0 is the Average Age

- ⇒ **73.7%** have Domestic Citizenship
- ⇒ **0.3%** have Unknown Citizenship
- ⇒ **26.0%** have International Citizenship. Comprising:
  - ⇒ 96.8% enrolled at an Australian Campus
  - ⇒ 0.0% enrolled at a Campus in Malaysia/Sth Africa
  - ⇒ 3.2% enrolled with Offshore Partners

Number of Student enrolments

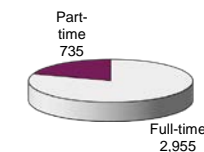
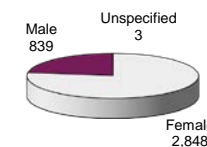


POSTGRADUATE COURSEWORK STUDENT ENROLMENTS

**3,690 Student enrolments (54.7%)**

- ⇒ 77.2% are Female; 22.7% are Male; 0.1% are Unspecified\*
- ⇒ 80.1% are Full-time; 19.9% are Part-time
- ⇒ 33.8% are Internal; 12.3% are External; 53.9% are Multimodal
- ⇒ 54.6% are Commencing; 45.4% are Returning
- ⇒ 30.2 is the Average Age

- ⇒ **51.8%** have Domestic Citizenship
- ⇒ **1.2%** have Unknown Citizenship
- ⇒ **47.0%** have International Citizenship. Comprising:
  - ⇒ 74.0% enrolled at an Australian Campus
  - ⇒ 5.1% enrolled at a Campus in Malaysia/Sth Africa
  - ⇒ 20.9% enrolled with Offshore Partners



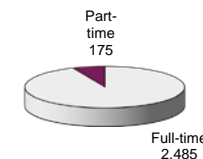
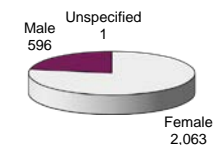
UNDERGRADUATE STUDENT ENROLMENTS

**2,660 Student enrolments (39.4%)**

- ⇒ 77.6% are Female; 22.4% are Male; 0.0% are Unspecified
- ⇒ 93.4% are Full-time; 6.6% are Part-time
- ⇒ 95.7% are Internal; 2.7% are External; 1.6% are Multimodal
- ⇒ 35.3% are Commencing; 64.7% are Returning
- ⇒ 21.5 is the Average Age

- ⇒ **84.0%** have Domestic Citizenship
- ⇒ **0.0%** have Unknown Citizenship
- ⇒ **16.0%** have International Citizenship. Comprising:
  - ⇒ 83.3% enrolled at an Australian Campus
  - ⇒ 0.0% enrolled at a Campus in Malaysia/Sth Africa
  - ⇒ 16.7% enrolled with Offshore Partners

Number of Student enrolments



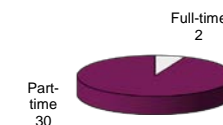
NON-AWARD STUDENT ENROLMENTS

**32 Student enrolments (0.5%)**

- ⇒ 46.9% are Female; 53.1% are Male
- ⇒ 6.3% are Full-time; 93.8% are Part-time
- ⇒ 96.9% are Internal; 0.0% are External; 3.1% are Multimodal
- ⇒ 93.8% are Commencing; 6.3% are Returning
- ⇒ 33.2 is the Average Age

- ⇒ **93.8%** have Domestic Citizenship
- ⇒ **0.0%** have Unknown Citizenship
- ⇒ **6.3%** have International Citizenship. Comprising:
  - ⇒ 100.0% enrolled at an Australian Campus
  - ⇒ 0.0% enrolled at a Campus in Malaysia/Sth Africa
  - ⇒ 0.0% enrolled with Offshore Partners

Number of Student enrolments



2017 STUDENT PROFILE - Engineering

AT A GLANCE

**8,148 Student enrolments in 2017**

- ⇒ 23.1% are Female; 76.9% are Male; 0.0% are Unspecified
- ⇒ 93.2% are Full-time; 6.8% are Part-time
- ⇒ 96.5% are Internal; 1.4% are External; 2.1% are Multimodal
- ⇒ 26.8% are Commencing; 73.2% are Returning
- ⇒ 21.5 is the Average Age
- ⇒ 45.3% are HECS-liable; 54.7% are HECS-exempt; 0.0% are HECS-no info
- ⇒ 8 are of Aboriginal and/or Torres Strait Islander descent (0.1%)
- ⇒ 5,301 were born Overseas (65.1%)
  
- ⇒ 49.6% have Domestic Citizenship
- ⇒ 50.4% have International Citizenship. Comprising:
  - ⇒ 55.9% enrolled at an Australian Campus
  - ⇒ 43.1% enrolled at a Campus in Malaysia/Sth Africa
  - ⇒ 1.0% enrolled with Offshore Partners

Attendance by Campus

	Full-time	Part-time	Total
Berwick			
Caulfield			
Clayton	5,853	495	6,348
Gippsland	20	9	29
Malaysia	1,724	47	1,771
Online			
Parkville			
Peninsula			
Sth Africa			
<b>Total</b>	<b>7,597</b>	<b>551</b>	<b>8,148</b>

799 are Domestic Commencing Undergraduates (9.8%)

- ⇒ 87.7% are School Leavers
- ⇒ 90.6% are New to Higher Education

4,040 are Domestic students (49.6%)

- ⇒ 60.9% Speak English at home
- ⇒ 39.1% Speak languages other than English at home
- ⇒ 0.0% Speak an unknown language at home

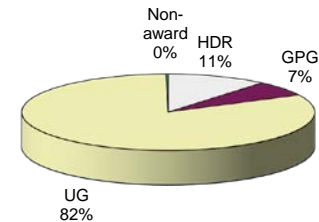
- ⇒ 92.9% Have a permanent residence of Victoria
- ⇒ 7.1% Have a permanent residence of interstate/overseas/unknown

4,108 are International students (50.4%)

- ⇒ 7.8% Speak English at home
- ⇒ 92.1% Speak languages other than English at home
- ⇒ 0.0% Speak an unknown language at home

- ⇒ 50.3% Have a semester residence of Victoria
- ⇒ 49.7% Have a semester residence of interstate/overseas/unknown

Course Type Group



2017 STUDENT PROFILE - Engineering

HIGHER DEGREE BY RESEARCH STUDENT ENROLMENTS

**901 Student enrolments (11.1%)**

- ⇒ 27.3% are Female; 72.7% are Male
- ⇒ 94.8% are Full-time; 5.2% are Part-time
- ⇒ 99.2% are Internal; 0.8% are External; 0.0% are Multimodal
- ⇒ 23.0% are Commencing; 77.0% are Returning
- ⇒ 27.7 is the Average Age

- ⇒ 25.6% have Domestic Citizenship
- ⇒ 0.0% have Unknown Citizenship
- ⇒ 74.4% have International Citizenship. Comprising:
  - ⇒ 80.1% enrolled at an Australian Campus
  - ⇒ 19.9% enrolled at a Campus in Malaysia/Sth Africa
  - ⇒ 0.0% enrolled with Offshore Partners

Number of Student enrolments




POSTGRADUATE COURSEWORK STUDENT ENROLMENTS

**534 Student enrolments (6.6%)**

- ⇒ 24.2% are Female; 75.8% are Male
- ⇒ 76.2% are Full-time; 23.8% are Part-time
- ⇒ 66.7% are Internal; 19.9% are External; 13.5% are Multimodal
- ⇒ 72.7% are Commencing; 27.3% are Returning
- ⇒ 25.6 is the Average Age

- ⇒ 24.7% have Domestic Citizenship
- ⇒ 0.0% have Unknown Citizenship
- ⇒ 75.3% have International Citizenship. Comprising:
  - ⇒ 88.6% enrolled at an Australian Campus
  - ⇒ 1.5% enrolled at a Campus in Malaysia/Sth Africa
  - ⇒ 10.0% enrolled with Offshore Partners



UNDERGRADUATE STUDENT ENROLMENTS

**6,694 Student enrolments (82.2%)**

- ⇒ 22.4% are Female; 77.6% are Male; 0.0% are Unspecified
- ⇒ 94.4% are Full-time; 5.6% are Part-time
- ⇒ 98.5% are Internal; 0.1% are External; 1.5% are Multimodal
- ⇒ 23.6% are Commencing; 76.4% are Returning
- ⇒ 20.4 is the Average Age

- ⇒ 54.9% have Domestic Citizenship
- ⇒ 0.0% have Unknown Citizenship
- ⇒ 45.1% have International Citizenship. Comprising:
  - ⇒ 46.2% enrolled at an Australian Campus
  - ⇒ 53.8% enrolled at a Campus in Malaysia/Sth Africa
  - ⇒ 0.0% enrolled with Offshore Partners

Number of Student enrolments



NON-AWARD STUDENT ENROLMENTS

**19 Student enrolments (0.2%)**

- ⇒ 31.6% are Female; 68.4% are Male
- ⇒ 84.2% are Full-time; 15.8% are Part-time
- ⇒ 100.0% are Internal; 0.0% are External; 0.0% are Multimodal
- ⇒ 78.9% are Commencing; 21.1% are Returning
- ⇒ 22.0 is the Average Age

- ⇒ 5.3% have Domestic Citizenship
- ⇒ 0.0% have Unknown Citizenship
- ⇒ 94.7% have International Citizenship. Comprising:
  - ⇒ 50.0% enrolled at an Australian Campus
  - ⇒ 50.0% enrolled at a Campus in Malaysia/Sth Africa
  - ⇒ 0.0% enrolled with Offshore Partners

Number of Student enrolments



2017 STUDENT PROFILE - Information Technology

AT A GLANCE

**4,795 Student enrolments in 2017**

- ⇒ 27.3% are Female; 72.7% are Male
- ⇒ 86.0% are Full-time; 14.0% are Part-time
- ⇒ 93.5% are Internal; 5.1% are External; 1.4% are Multimodal
- ⇒ 48.4% are Commencing; 51.6% are Returning
- ⇒ 23.7 is the Average Age
- ⇒ 20.5% are HECS-liable; 79.5% are HECS-exempt; 0.0% are HECS-no info
- ⇒ 8 are of Aboriginal and/or Torres Strait Islander descent (0.2%)
- ⇒ 3,840 were born Overseas (80.1%)
  
- ⇒ 31.5% have Domestic Citizenship
- ⇒ 68.5% have International Citizenship. Comprising:
  - ⇒ 77.3% enrolled at an Australian Campus
  - ⇒ 21.6% enrolled at a Campus in Malaysia/Sth Africa
  - ⇒ 1.2% enrolled with Offshore Partners

Attendance by Campus

	Full-time	Part-time	Total
Berwick			
Caulfield	2,133	258	2,391
Clayton	1,325	172	1,497
Gippsland	4	2	6
Malaysia	358	34	392
Online	27	166	193
Parkville			
Peninsula			
Sth Africa	277	39	316
<b>Total</b>	<b>4,124</b>	<b>671</b>	<b>4,795</b>

365 are Domestic Commencing Undergraduates (7.6%)

- ⇒ 75.3% are School Leavers
- ⇒ 79.7% are New to Higher Education

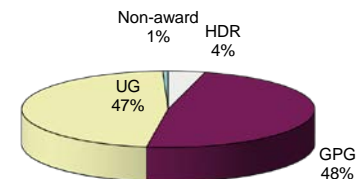
1,510 are Domestic students (31.5%)

- ⇒ 59.0% Speak English at home
- ⇒ 41.0% Speak languages other than English at home
- ⇒ 0.0% Speak an unknown language at home
  
- ⇒ 88.0% Have a permanent residence of Victoria
- ⇒ 12.0% Have a permanent residence of interstate/overseas/unknown

3,284 are International students (68.5%)

- ⇒ 11.0% Speak English at home
- ⇒ 88.6% Speak languages other than English at home
- ⇒ 0.4% Speak an unknown language at home
  
- ⇒ 72.6% Have a semester residence of Victoria
- ⇒ 27.4% Have a semester residence of interstate/overseas/unknown

Course Type Group



2017 STUDENT PROFILE - Information Technology


HIGHER DEGREE BY RESEARCH STUDENT ENROLMENTS

**195 Student enrolments (4.1%)**

- ⇒ 31.8% are Female; 68.2% are Male
- ⇒ 85.1% are Full-time; 14.9% are Part-time
- ⇒ 96.4% are Internal; 3.6% are External; 0.0% are Multimodal
- ⇒ 20.5% are Commencing; 79.5% are Returning
- ⇒ 32.0 is the Average Age

- ⇒ **31.8%** have Domestic Citizenship
- ⇒ **0.0%** have Unknown Citizenship
- ⇒ **68.2%** have International Citizenship. Comprising:
  - ⇒ 84.2% enrolled at an Australian Campus
  - ⇒ 15.8% enrolled at a Campus in Malaysia/Sth Africa
  - ⇒ 0.0% enrolled with Offshore Partners

Number of Student enrolments



POSTGRADUATE COURSEWORK STUDENT ENROLMENTS

**2,315 Student enrolments (48.3%)**

- ⇒ 31.5% are Female; 68.5% are Male
- ⇒ 86.1% are Full-time; 13.9% are Part-time
- ⇒ 88.9% are Internal; 9.5% are External; 1.6% are Multimodal
- ⇒ 60.3% are Commencing; 39.7% are Returning
- ⇒ 25.9 is the Average Age

- ⇒ **19.5%** have Domestic Citizenship
- ⇒ **0.0%** have Unknown Citizenship
- ⇒ **80.5%** have International Citizenship. Comprising:
  - ⇒ 95.9% enrolled at an Australian Campus
  - ⇒ 2.0% enrolled at a Campus in Malaysia/Sth Africa
  - ⇒ 2.0% enrolled with Offshore Partners




UNDERGRADUATE STUDENT ENROLMENTS

**2,257 Student enrolments (47.1%)**

- ⇒ 22.6% are Female; 77.4% are Male
- ⇒ 87.0% are Full-time; 13.0% are Part-time
- ⇒ 98.4% are Internal; 0.3% are External; 1.3% are Multimodal
- ⇒ 38.0% are Commencing; 62.0% are Returning
- ⇒ 20.6 is the Average Age

- ⇒ **43.6%** have Domestic Citizenship
- ⇒ **0.0%** have Unknown Citizenship
- ⇒ **56.4%** have International Citizenship. Comprising:
  - ⇒ 49.3% enrolled at an Australian Campus
  - ⇒ 50.7% enrolled at a Campus in Malaysia/Sth Africa
  - ⇒ 0.0% enrolled with Offshore Partners

Number of Student enrolments




NON-AWARD STUDENT ENROLMENTS

**28 Student enrolments (0.6%)**

- ⇒ 32.1% are Female; 67.9% are Male
- ⇒ 3.6% are Full-time; 96.4% are Part-time
- ⇒ 57.1% are Internal; 42.9% are External; 0.0% are Multimodal
- ⇒ 96.4% are Commencing; 3.6% are Returning
- ⇒ 26.1 is the Average Age

- ⇒ **50.0%** have Domestic Citizenship
- ⇒ **3.6%** have Unknown Citizenship
- ⇒ **46.4%** have International Citizenship. Comprising:
  - ⇒ 76.9% enrolled at an Australian Campus
  - ⇒ 23.1% enrolled at a Campus in Malaysia/Sth Africa
  - ⇒ 0.0% enrolled with Offshore Partners

Number of Student enrolments



2017 STUDENT PROFILE - Law

AT A GLANCE

**3,931 Student enrolments in 2017**

- ⇒ 60.8% are Female; 39.2% are Male
- ⇒ 80.4% are Full-time; 19.6% are Part-time
- ⇒ 92.1% are Internal; 0.6% are External; 7.4% are Multimodal
- ⇒ 21.2% are Commencing; 78.8% are Returning
- ⇒ 23.1 is the Average Age
- ⇒ 72.6% are HECS-liable; 27.4% are HECS-exempt; 0.0% are HECS-no info
- ⇒ 14 are of Aboriginal and/or Torres Strait Islander descent (0.4%)
- ⇒ 1,024 were born Overseas (26.0%)
  
- ⇒ 93.2% have Domestic Citizenship; 0.1% have Unknown Citizenship
- ⇒ 6.7% have International Citizenship. Comprising:
  - ⇒ 100.0% enrolled at an Australian Campus
  - ⇒ 0.0% enrolled at a Campus in Malaysia/Sth Africa
  - ⇒ 0.0% enrolled with Offshore Partners

Attendance by Campus

	Full-time	Part-time	Total
Berwick			
Caulfield			
Clayton	3,161	770	3,931
Gippsland			
Malaysia			
Online			
Parkville			
Peninsula			
Sth Africa			
<b>Total</b>	<b>3,161</b>	<b>770</b>	<b>3,931</b>

438 are Domestic Commencing Undergraduates (11.1%)

- ⇒ 83.8% are School Leavers
- ⇒ 87.4% are New to Higher Education

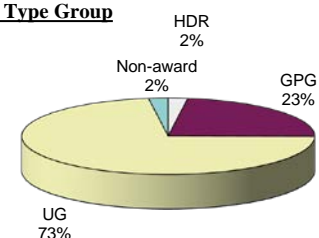
3,663 are Domestic students (93.2%)

- ⇒ 73.1% Speak English at home
- ⇒ 26.9% Speak languages other than English at home
- ⇒ 0.0% Speak an unknown language at home
  
- ⇒ 94.7% Have a permanent residence of Victoria
- ⇒ 5.3% Have a permanent residence of interstate/overseas/unknown

265 are International students (6.7%)

- ⇒ 17.4% Speak English at home
- ⇒ 81.9% Speak languages other than English at home
- ⇒ 0.8% Speak an unknown language at home
  
- ⇒ 94.0% Have a semester residence of Victoria
- ⇒ 6.0% Have a semester residence of interstate/overseas/unknown

Course Type Group



2017 STUDENT PROFILE - Law

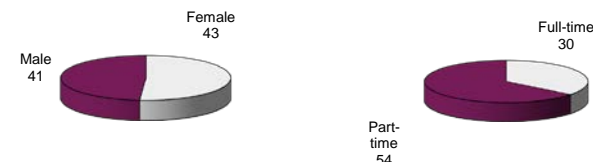
HIGHER DEGREE BY RESEARCH STUDENT ENROLMENTS

**84 Student enrolments (2.1%)**

- ⇒ 51.2% are Female; 48.8% are Male
- ⇒ 35.7% are Full-time; 64.3% are Part-time
- ⇒ 82.1% are Internal; 17.9% are External; 0.0% are Multimodal
- ⇒ 9.5% are Commencing; 90.5% are Returning
- ⇒ 40.7 is the Average Age

- ⇒ **86.9%** have Domestic Citizenship
- ⇒ **0.0%** have Unknown Citizenship
- ⇒ **13.1%** have International Citizenship. Comprising:
  - ⇒ 100.0% enrolled at an Australian Campus
  - ⇒ 0.0% enrolled at a Campus in Malaysia/Sth Africa
  - ⇒ 0.0% enrolled with Offshore Partners

Number of Student enrolments




POSTGRADUATE COURSEWORK STUDENT ENROLMENTS

**905 Student enrolments (23.0%)**

- ⇒ 65.9% are Female; 34.1% are Male
- ⇒ 56.2% are Full-time; 43.8% are Part-time
- ⇒ 97.1% are Internal; 0.2% are External; 2.7% are Multimodal
- ⇒ 30.9% are Commencing; 69.1% are Returning
- ⇒ 28.2 is the Average Age

- ⇒ **92.6%** have Domestic Citizenship
- ⇒ **0.1%** have Unknown Citizenship
- ⇒ **7.3%** have International Citizenship. Comprising:
  - ⇒ 100.0% enrolled at an Australian Campus
  - ⇒ 0.0% enrolled at a Campus in Malaysia/Sth Africa
  - ⇒ 0.0% enrolled with Offshore Partners




UNDERGRADUATE STUDENT ENROLMENTS

**2,858 Student enrolments (72.7%)**

- ⇒ 59.4% are Female; 40.6% are Male
- ⇒ 91.1% are Full-time; 8.9% are Part-time
- ⇒ 90.5% are Internal; 0.2% are External; 9.3% are Multimodal
- ⇒ 16.7% are Commencing; 83.3% are Returning
- ⇒ 20.8 is the Average Age

- ⇒ **95.2%** have Domestic Citizenship
- ⇒ **0.0%** have Unknown Citizenship
- ⇒ **4.8%** have International Citizenship. Comprising:
  - ⇒ 100.0% enrolled at an Australian Campus
  - ⇒ 0.0% enrolled at a Campus in Malaysia/Sth Africa
  - ⇒ 0.0% enrolled with Offshore Partners

Number of Student enrolments



NON-AWARD STUDENT ENROLMENTS

**84 Student enrolments (2.1%)**

- ⇒ 63.1% are Female; 36.9% are Male
- ⇒ 22.6% are Full-time; 77.4% are Part-time
- ⇒ 100.0% are Internal; 0.0% are External; 0.0% are Multimodal
- ⇒ 82.1% are Commencing; 17.9% are Returning
- ⇒ 28.6 is the Average Age

- ⇒ **36.9%** have Domestic Citizenship
- ⇒ **2.4%** have Unknown Citizenship
- ⇒ **60.7%** have International Citizenship. Comprising:
  - ⇒ 100.0% enrolled at an Australian Campus
  - ⇒ 0.0% enrolled at a Campus in Malaysia/Sth Africa
  - ⇒ 0.0% enrolled with Offshore Partners

Number of Student enrolments





2017 STUDENT PROFILE - Medicine, Nursing and Health Science

AT A GLANCE

**14,176 Student enrolments in 2017**

- ⇒ 71.4% are Female; 28.6% are Male; 0.0% are Unspecified
- ⇒ 72.3% are Full-time; 27.7% are Part-time
- ⇒ 66.5% are Internal; 23.0% are External; 10.5% are Multimodal
- ⇒ 35.7% are Commencing; 64.3% are Returning
- ⇒ 25.7 is the Average Age
- ⇒ 49.1% are HECS-liable; 50.9% are HECS-exempt; 0.0% are HECS-no info
- ⇒ 66 are of Aboriginal and/or Torres Strait Islander descent (0.5%)
- ⇒ 5,991 were born Overseas (42.3%)
  
- ⇒ 78.7% have Domestic Citizenship; 0.1% have Unknown Citizenship
- ⇒ 21.1% have International Citizenship. Comprising:
  - ⇒ 62.2% enrolled at an Australian Campus
  - ⇒ 37.8% enrolled at a Campus in Malaysia/Sth Africa
  - ⇒ 0.0% enrolled with Offshore Partners

Attendance by Campus

	Full-time	Part-time	Total
Berwick			
Caulfield	660	237	897
Clayton	5,799	1,703	7,502
Gippsland	337	4	341
Malaysia	906	24	930
Online	324	1,527	1,851
Parkville			
Peninsula	2,038	414	2,452
Sth Africa	190	13	203
<b>Total</b>	<b>10,254</b>	<b>3,922</b>	<b>14,176</b>

1,992 are Domestic Commencing Undergraduates (14.1%)

- ⇒ 79.0% are School Leavers
- ⇒ 83.3% are New to Higher Education

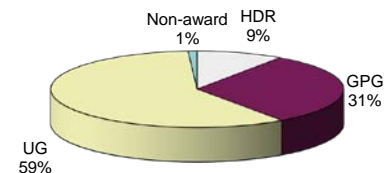
11,161 are Domestic students (78.7%)

- ⇒ 71.3% Speak English at home
- ⇒ 28.6% Speak languages other than English at home
- ⇒ 0.0% Speak an unknown language at home
  
- ⇒ 80.4% Have a permanent residence of Victoria
- ⇒ 19.6% Have a permanent residence of interstate/overseas/unknown

2,998 are International students (21.1%)

- ⇒ 13.4% Speak English at home
- ⇒ 86.3% Speak languages other than English at home
- ⇒ 0.2% Speak an unknown language at home
  
- ⇒ 56.3% Have a semester residence of Victoria
- ⇒ 43.7% Have a semester residence of interstate/overseas/unknown

Course Type Group



2017 STUDENT PROFILE - Medicine, Nursing and Health Science

HIGHER DEGREE BY RESEARCH STUDENT ENROLMENTS

**1,357 Student enrolments (9.6%)**

- ⇒ 63.7% are Female; 36.3% are Male
- ⇒ 72.1% are Full-time; 27.9% are Part-time
- ⇒ 93.0% are Internal; 6.9% are External; 0.1% are Multimodal
- ⇒ 19.6% are Commencing; 80.4% are Returning
- ⇒ 32.7 is the Average Age

- ⇒ **72.7%** have Domestic Citizenship
- ⇒ **0.4%** have Unknown Citizenship
- ⇒ **26.9%** have International Citizenship. Comprising:
  - ⇒ 71.5% enrolled at an Australian Campus
  - ⇒ 28.5% enrolled at a Campus in Malaysia/Sth Africa
  - ⇒ 0.0% enrolled with Offshore Partners

Number of Student enrolments




POSTGRADUATE COURSEWORK STUDENT ENROLMENTS

**4,345 Student enrolments (30.7%)**

- ⇒ 75.7% are Female; 24.2% are Male; 0.0% are Unspecified
- ⇒ 33.9% are Full-time; 66.1% are Part-time
- ⇒ 18.9% are Internal; 69.0% are External; 12.1% are Multimodal
- ⇒ 46.7% are Commencing; 53.3% are Returning
- ⇒ 32.4 is the Average Age

- ⇒ **86.2%** have Domestic Citizenship
- ⇒ **0.1%** have Unknown Citizenship
- ⇒ **13.7%** have International Citizenship. Comprising:
  - ⇒ 99.3% enrolled at an Australian Campus
  - ⇒ 0.7% enrolled at a Campus in Malaysia/Sth Africa
  - ⇒ 0.0% enrolled with Offshore Partners




UNDERGRADUATE STUDENT ENROLMENTS

**8,333 Student enrolments (58.8%)**

- ⇒ 70.2% are Female; 29.8% are Male; 0.0% are Unspecified
- ⇒ 93.6% are Full-time; 6.4% are Part-time
- ⇒ 88.0% are Internal; 0.6% are External; 11.5% are Multimodal
- ⇒ 31.6% are Commencing; 68.4% are Returning
- ⇒ 21.0 is the Average Age

- ⇒ **75.6%** have Domestic Citizenship
- ⇒ **0.0%** have Unknown Citizenship
- ⇒ **24.4%** have International Citizenship. Comprising:
  - ⇒ 49.8% enrolled at an Australian Campus
  - ⇒ 50.2% enrolled at a Campus in Malaysia/Sth Africa
  - ⇒ 0.0% enrolled with Offshore Partners

Number of Student enrolments



NON-AWARD STUDENT ENROLMENTS

**141 Student enrolments (1.0%)**

- ⇒ 82.3% are Female; 17.7% are Male
- ⇒ 1.4% are Full-time; 98.6% are Part-time
- ⇒ 4.3% are Internal; 93.6% are External; 2.1% are Multimodal
- ⇒ 95.0% are Commencing; 5.0% are Returning
- ⇒ 28.8 is the Average Age

- ⇒ **92.9%** have Domestic Citizenship
- ⇒ **5.7%** have Unknown Citizenship
- ⇒ **1.4%** have International Citizenship. Comprising:
  - ⇒ 50.0% enrolled at an Australian Campus
  - ⇒ 50.0% enrolled at a Campus in Malaysia/Sth Africa
  - ⇒ 0.0% enrolled with Offshore Partners

Number of Student enrolments



2017 STUDENT PROFILE - Pharmacy and Pharmaceutical Science

AT A GLANCE

**2,438 Student enrolments in 2017**

- ⇒ 72.8% are Female; 27.2% are Male
- ⇒ 68.9% are Full-time; 31.1% are Part-time
- ⇒ 73.5% are Internal; 25.8% are External; 0.7% are Multimodal
- ⇒ 38.0% are Commencing; 62.0% are Returning
- ⇒ 23.2 is the Average Age
- ⇒ 47.8% are HECS-liable; 52.1% are HECS-exempt; 0.1% are HECS-no info
- ⇒ 4 are of Aboriginal and/or Torres Strait Islander descent (0.2%)
- ⇒ 1,331 were born Overseas (54.6%)
  
- ⇒ 65.4% have Domestic Citizenship
- ⇒ 34.6% have International Citizenship. Comprising:
  - ⇒ 53.0% enrolled at an Australian Campus
  - ⇒ 47.0% enrolled at a Campus in Malaysia/Sth Africa
  - ⇒ 0.0% enrolled with Offshore Partners

Attendance by Campus

	Full-time	Part-time	Total
Berwick			
Caulfield			
Clayton			
Gippsland			
Malaysia	394	2	396
Online			
Parkville	1,286	756	2,042
Peninsula			
Sth Africa			
<b>Total</b>	<b>1,680</b>	<b>758</b>	<b>2,438</b>

254 are Domestic Commencing Undergraduates (10.4%)

- ⇒ 67.3% are School Leavers
- ⇒ 73.2% are New to Higher Education

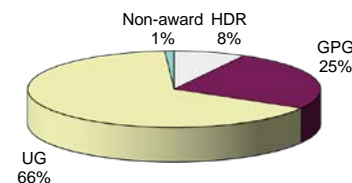
1,595 are Domestic students (65.4%)

- ⇒ 45.9% Speak English at home
- ⇒ 54.0% Speak languages other than English at home
- ⇒ 0.1% Speak an unknown language at home
  
- ⇒ 85.6% Have a permanent residence of Victoria
- ⇒ 14.4% Have a permanent residence of interstate/overseas/unknown

843 are International students (34.6%)

- ⇒ 6.5% Speak English at home
- ⇒ 93.5% Speak languages other than English at home
- ⇒ 0.0% Speak an unknown language at home
  
- ⇒ 49.0% Have a semester residence of Victoria
- ⇒ 51.0% Have a semester residence of interstate/overseas/unknown

Course Type Group



2017 STUDENT PROFILE - Pharmacy and Pharmaceutical Science

HIGHER DEGREE BY RESEARCH STUDENT ENROLMENTS

**193 Student enrolments (7.9%)**

- ⇒ 57.5% are Female; 42.5% are Male
- ⇒ 90.7% are Full-time; 9.3% are Part-time
- ⇒ 99.0% are Internal; 1.0% are External; 0.0% are Multimodal
- ⇒ 21.8% are Commencing; 78.2% are Returning
- ⇒ 27.9 is the Average Age

- ⇒ **64.8%** have Domestic Citizenship
- ⇒ **0.0%** have Unknown Citizenship
- ⇒ **35.2%** have International Citizenship. Comprising:
  - ⇒ 100.0% enrolled at an Australian Campus
  - ⇒ 0.0% enrolled at a Campus in Malaysia/Sth Africa
  - ⇒ 0.0% enrolled with Offshore Partners

Number of Student enrolments



POSTGRADUATE COURSEWORK STUDENT ENROLMENTS

**620 Student enrolments (25.4%)**

- ⇒ 84.0% are Female; 16.0% are Male
- ⇒ 0.2% are Full-time; 99.8% are Part-time
- ⇒ 0.2% are Internal; 97.1% are External; 2.7% are Multimodal
- ⇒ 65.5% are Commencing; 34.5% are Returning
- ⇒ 28.8 is the Average Age

- ⇒ **99.4%** have Domestic Citizenship
- ⇒ **0.0%** have Unknown Citizenship
- ⇒ **0.6%** have International Citizenship. Comprising:
  - ⇒ 100.0% enrolled at an Australian Campus
  - ⇒ 0.0% enrolled at a Campus in Malaysia/Sth Africa
  - ⇒ 0.0% enrolled with Offshore Partners




UNDERGRADUATE STUDENT ENROLMENTS

**1,600 Student enrolments (65.6%)**

- ⇒ 70.3% are Female; 29.7% are Male
- ⇒ 94.0% are Full-time; 6.0% are Part-time
- ⇒ 99.9% are Internal; 0.0% are External; 0.1% are Multimodal
- ⇒ 28.5% are Commencing; 71.5% are Returning
- ⇒ 20.4 is the Average Age

- ⇒ **53.3%** have Domestic Citizenship
- ⇒ **0.0%** have Unknown Citizenship
- ⇒ **46.7%** have International Citizenship. Comprising:
  - ⇒ 47.0% enrolled at an Australian Campus
  - ⇒ 53.0% enrolled at a Campus in Malaysia/Sth Africa
  - ⇒ 0.0% enrolled with Offshore Partners

Number of Student enrolments




NON-AWARD STUDENT ENROLMENTS

**25 Student enrolments (1.0%)**

- ⇒ 76.0% are Female; 24.0% are Male
- ⇒ 0.0% are Full-time; 100.0% are Part-time
- ⇒ 0.0% are Internal; 100.0% are External; 0.0% are Multimodal
- ⇒ 92.0% are Commencing; 8.0% are Returning
- ⇒ 24.1 is the Average Age

- ⇒ **4.0%** have Domestic Citizenship
- ⇒ **0.0%** have Unknown Citizenship
- ⇒ **96.0%** have International Citizenship. Comprising:
  - ⇒ 100.0% enrolled at an Australian Campus
  - ⇒ 0.0% enrolled at a Campus in Malaysia/Sth Africa
  - ⇒ 0.0% enrolled with Offshore Partners

Number of Student enrolments



2017 STUDENT PROFILE - Science

AT A GLANCE

**6,137 Student enrolments in 2017**

- ⇒ 56.1% are Female; 43.9% are Male; 0.0% are Unspecified
- ⇒ 87.0% are Full-time; 13.0% are Part-time
- ⇒ 93.8% are Internal; 0.4% are External; 5.8% are Multimodal
- ⇒ 30.7% are Commencing; 69.3% are Returning
- ⇒ 21.2 is the Average Age
- ⇒ 71.4% are HECS-liable; 28.6% are HECS-exempt; 0.0% are HECS-no info
- ⇒ 21 are of Aboriginal and/or Torres Strait Islander descent (0.3%)
- ⇒ 2,417 were born Overseas (39.4%)
  
- ⇒ 76.6% have Domestic Citizenship
- ⇒ 23.4% have International Citizenship. Comprising:
  - ⇒ 44.7% enrolled at an Australian Campus
  - ⇒ 55.3% enrolled at a Campus in Malaysia/Sth Africa
  - ⇒ 0.0% enrolled with Offshore Partners

Attendance by Campus

	Full-time	Part-time	Total
Berwick			
Caulfield			
Clayton	4,584	751	5,335
Gippsland	6	2	8
Malaysia	748	46	794
Online			
Parkville			
Peninsula			
Sth Africa			
<b>Total</b>	<b>5,338</b>	<b>799</b>	<b>6,137</b>

1,331 are Domestic Commencing Undergraduates (21.7%)

- ⇒ 80.1% are School Leavers
- ⇒ 83.5% are New to Higher Education

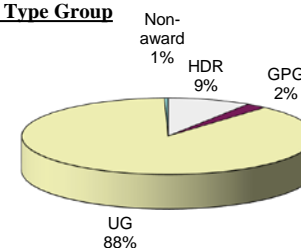
4,700 are Domestic students (76.6%)

- ⇒ 72.3% Speak English at home
- ⇒ 27.7% Speak languages other than English at home
- ⇒ 0.0% Speak an unknown language at home
  
- ⇒ 94.7% Have a permanent residence of Victoria
- ⇒ 5.3% Have a permanent residence of interstate/overseas/unknown

1,436 are International students (23.4%)

- ⇒ 10.0% Speak English at home
- ⇒ 89.9% Speak languages other than English at home
- ⇒ 0.1% Speak an unknown language at home
  
- ⇒ 40.9% Have a semester residence of Victoria
- ⇒ 59.1% Have a semester residence of interstate/overseas/unknown

Course Type Group



2017 STUDENT PROFILE - Science

HIGHER DEGREE BY RESEARCH STUDENT ENROLMENTS

**564 Student enrolments (9.2%)**

- ⇒ 43.4% are Female; 56.6% are Male
- ⇒ 92.4% are Full-time; 7.6% are Part-time
- ⇒ 98.8% are Internal; 1.2% are External; 0.0% are Multimodal
- ⇒ 17.6% are Commencing; 82.4% are Returning
- ⇒ 28.1 is the Average Age

- ⇒ **44.5%** have Domestic Citizenship
- ⇒ **0.2%** have Unknown Citizenship
- ⇒ **55.3%** have International Citizenship. Comprising:
  - ⇒ 76.6% enrolled at an Australian Campus
  - ⇒ 23.4% enrolled at a Campus in Malaysia/Sth Africa
  - ⇒ 0.0% enrolled with Offshore Partners

Number of Student enrolments



POSTGRADUATE COURSEWORK STUDENT ENROLMENTS

**141 Student enrolments (2.3%)**

- ⇒ 58.9% are Female; 41.1% are Male
- ⇒ 90.1% are Full-time; 9.9% are Part-time
- ⇒ 89.4% are Internal; 0.0% are External; 10.6% are Multimodal
- ⇒ 94.3% are Commencing; 5.7% are Returning
- ⇒ 25.4 is the Average Age

- ⇒ **38.3%** have Domestic Citizenship
- ⇒ **0.0%** have Unknown Citizenship
- ⇒ **61.7%** have International Citizenship. Comprising:
  - ⇒ 100.0% enrolled at an Australian Campus
  - ⇒ 0.0% enrolled at a Campus in Malaysia/Sth Africa
  - ⇒ 0.0% enrolled with Offshore Partners




UNDERGRADUATE STUDENT ENROLMENTS

**5,407 Student enrolments (88.1%)**

- ⇒ 57.3% are Female; 42.6% are Male; 0.0% are Unspecified
- ⇒ 86.6% are Full-time; 13.4% are Part-time
- ⇒ 93.3% are Internal; 0.3% are External; 6.3% are Multimodal
- ⇒ 30.1% are Commencing; 69.9% are Returning
- ⇒ 20.3 is the Average Age

- ⇒ **81.0%** have Domestic Citizenship
- ⇒ **0.0%** have Unknown Citizenship
- ⇒ **19.0%** have International Citizenship. Comprising:
  - ⇒ 30.2% enrolled at an Australian Campus
  - ⇒ 69.8% enrolled at a Campus in Malaysia/Sth Africa
  - ⇒ 0.0% enrolled with Offshore Partners

Number of Student enrolments



NON-AWARD STUDENT ENROLMENTS

**25 Student enrolments (0.4%)**

- ⇒ 64.0% are Female; 36.0% are Male
- ⇒ 28.0% are Full-time; 72.0% are Part-time
- ⇒ 96.0% are Internal; 0.0% are External; 4.0% are Multimodal
- ⇒ 92.0% are Commencing; 8.0% are Returning
- ⇒ 25.3 is the Average Age

- ⇒ **60.0%** have Domestic Citizenship
- ⇒ **0.0%** have Unknown Citizenship
- ⇒ **40.0%** have International Citizenship. Comprising:
  - ⇒ 60.0% enrolled at an Australian Campus
  - ⇒ 40.0% enrolled at a Campus in Malaysia/Sth Africa
  - ⇒ 0.0% enrolled with Offshore Partners

Number of Student enrolments

