

2017 STUDENT PROFILE - Monash Overall

AT A GLANCE

78,257 Student enrolments in 2017

- ⇒ 56.9% are Female; 43.1% are Male; 0.0% are Unspecified
- ⇒ 83.6% are Full-time; 16.4% are Part-time
- ⇒ 84.0% are Internal; 7.2% are External; 8.8% are Multimodal
- ⇒ 35.8% are Commencing; 64.2% are Returning
- ⇒ 23.4 is the Average Age
- ⇒ 44.0% are HECS-liable; 56.0% are HECS-exempt; 0.0% are HECS-no info
- ⇒ 200 are of Aboriginal and/or Torres Strait Islander descent (0.3%)
- ⇒ 44,641 were born Overseas (57.0%)

- ⇒ 57.1% have Domestic Citizenship
- ⇒ 42.9% have International Citizenship. Comprising:
 - ⇒ 65.6% enrolled at an Australian Campus
 - ⇒ 31.9% enrolled at a Campus in Malaysia/Sth Africa
 - ⇒ 2.5% enrolled with Offshore Partners

Attendance by Campus

| | Full-time | Part-time | Total |
|--------------|---------------|---------------|---------------|
| Berwick | 332 | 58 | 390 |
| Caulfield | 16,993 | 2,500 | 19,493 |
| Clayton | 32,363 | 6,295 | 38,658 |
| Gippsland | 395 | 142 | 537 |
| Malaysia | 7,674 | 383 | 8,057 |
| Online | 324 | 1,759 | 2,083 |
| Parkville | 1,316 | 758 | 2,074 |
| Peninsula | 3,658 | 656 | 4,314 |
| Sth Africa | 2,366 | 285 | 2,651 |
| Total | 65,421 | 12,836 | 78,257 |

9,256 are Domestic Commencing Undergraduates (11.8%)

- ⇒ 82.2% are School Leavers
- ⇒ 83.7% are New to Higher Education

44,694 are Domestic students (57.1%)

- ⇒ 70.2% Speak English at home
- ⇒ 29.8% Speak languages other than English at home
- ⇒ 0.0% Speak an unknown language at home

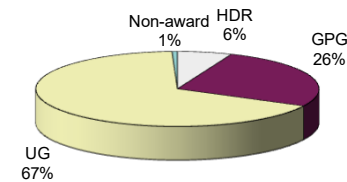
- ⇒ 89.7% Have a permanent residence of Victoria
- ⇒ 10.3% Have a permanent residence of interstate/overseas/unknown

33,563 are International students (42.9%)

- ⇒ 11.9% Speak English at home
- ⇒ 87.9% Speak languages other than English at home
- ⇒ 0.2% Speak an unknown language at home

- ⇒ 60.8% Have a semester residence of Victoria
- ⇒ 39.2% Have a semester residence of interstate/overseas/unknown

Course Type Group



2017 STUDENT PROFILE - Monash Overall

HIGHER DEGREE BY RESEARCH STUDENT ENROLMENTS

4,874 Student enrolments (6.2%)

- ⇒ 51.5% are Female; 48.5% are Male
- ⇒ 75.9% are Full-time; 24.1% are Part-time
- ⇒ 95.0% are Internal; 4.8% are External; 0.3% are Multimodal
- ⇒ 22.2% are Commencing; 77.8% are Returning
- ⇒ 32.4 is the Average Age

- ⇒ 57.3% have Domestic Citizenship
- ⇒ 0.0% have Unknown Citizenship
- ⇒ 42.7% have International Citizenship. Comprising:
 - ⇒ 77.5% enrolled at an Australian Campus
 - ⇒ 22.3% enrolled at a Campus in Malaysia/Sth Africa
 - ⇒ 0.1% enrolled with Offshore Partners

Number of Student enrolments

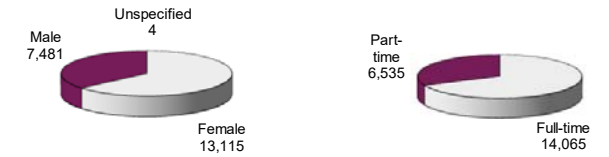


POSTGRADUATE COURSEWORK STUDENT ENROLMENTS

20,600 Student enrolments (26.3%)

- ⇒ 63.7% are Female; 36.3% are Male; 0.0% are Unspecified
- ⇒ 68.3% are Full-time; 31.7% are Part-time
- ⇒ 60.3% are Internal; 23.4% are External; 16.3% are Multimodal
- ⇒ 49.8% are Commencing; 50.2% are Returning
- ⇒ 28.0 is the Average Age

- ⇒ 45.9% have Domestic Citizenship
- ⇒ 0.0% have Unknown Citizenship
- ⇒ 54.1% have International Citizenship. Comprising:
 - ⇒ 90.3% enrolled at an Australian Campus
 - ⇒ 3.6% enrolled at a Campus in Malaysia/Sth Africa
 - ⇒ 6.2% enrolled with Offshore Partners



UNDERGRADUATE STUDENT ENROLMENTS

52,305 Student enrolments (66.8%)

- ⇒ 54.6% are Female; 45.4% are Male; 0.0% are Unspecified
- ⇒ 90.9% are Full-time; 9.1% are Part-time
- ⇒ 92.5% are Internal; 0.8% are External; 6.8% are Multimodal
- ⇒ 31.0% are Commencing; 69.0% are Returning
- ⇒ 20.7 is the Average Age

- ⇒ 61.5% have Domestic Citizenship
- ⇒ 0.0% have Unknown Citizenship
- ⇒ 38.5% have International Citizenship. Comprising:
 - ⇒ 50.8% enrolled at an Australian Campus
 - ⇒ 48.6% enrolled at a Campus in Malaysia/Sth Africa
 - ⇒ 0.7% enrolled with Offshore Partners

Number of Student enrolments




NON-AWARD STUDENT ENROLMENTS

478 Student enrolments (0.6%)

- ⇒ 67.2% are Female; 32.8% are Male
- ⇒ 24.9% are Full-time; 75.1% are Part-time
- ⇒ 59.8% are Internal; 38.7% are External; 1.5% are Multimodal
- ⇒ 89.1% are Commencing; 10.9% are Returning
- ⇒ 27.0 is the Average Age

- ⇒ 58.8% have Domestic Citizenship
- ⇒ 0.0% have Unknown Citizenship
- ⇒ 41.2% have International Citizenship. Comprising:
 - ⇒ 71.6% enrolled at an Australian Campus
 - ⇒ 28.4% enrolled at a Campus in Malaysia/Sth Africa
 - ⇒ 0.0% enrolled with Offshore Partners

Number of Student enrolments



2017 STUDENT PROFILE - Art, Design & Architecture

AT A GLANCE

2,173 Student enrolments in 2017

- ⇒ 64.3% are Female; 35.6% are Male; 0.1% are Unspecified
- ⇒ 90.0% are Full-time; 10.0% are Part-time
- ⇒ 94.9% are Internal; 0.4% are External; 4.7% are Multimodal
- ⇒ 41.2% are Commencing; 58.8% are Returning
- ⇒ 22.6 is the Average Age
- ⇒ 57.8% are HECS-liable; 42.2% are HECS-exempt; 0.0% are HECS-no info
- ⇒ 4 are of Aboriginal and/or Torres Strait Islander descent (0.2%)
- ⇒ 1,071 were born Overseas (49.3%)

- ⇒ 64.7% have Domestic Citizenship
- ⇒ 35.3% have International Citizenship. Comprising:
 - ⇒ 94.5% enrolled at an Australian Campus
 - ⇒ 0.0% enrolled at a Campus in Malaysia/Sth Africa
 - ⇒ 5.5% enrolled with Offshore Partners

Attendance by Campus

| | Full-time | Part-time | Total |
|--------------|--------------|------------|--------------|
| Berwick | | | |
| Caulfield | 1,955 | 217 | 2,172 |
| Clayton | 1 | | 1 |
| Gippsland | | | |
| Malaysia | | | |
| Online | | | |
| Parkville | | | |
| Peninsula | | | |
| Sth Africa | | | |
| Total | 1,956 | 217 | 2,173 |

415 are Domestic Commencing Undergraduates (19.1%)

- ⇒ 71.8% are School Leavers
- ⇒ 74.0% are New to Higher Education

1,407 are Domestic students (64.7%)

- ⇒ 76.5% Speak English at home
- ⇒ 23.5% Speak languages other than English at home
- ⇒ 0.0% Speak an unknown language at home

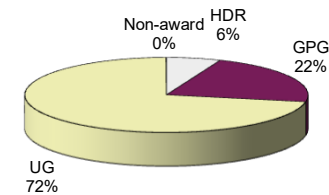
- ⇒ 93.5% Have a permanent residence of Victoria
- ⇒ 6.5% Have a permanent residence of interstate/overseas/unknown

766 are International students (35.3%)

- ⇒ 11.0% Speak English at home
- ⇒ 89.0% Speak languages other than English at home
- ⇒ 0.0% Speak an unknown language at home

- ⇒ 88.8% Have a semester residence of Victoria
- ⇒ 11.2% Have a semester residence of interstate/overseas/unknown

Course Type Group



2017 STUDENT PROFILE - Art, Design & Architecture

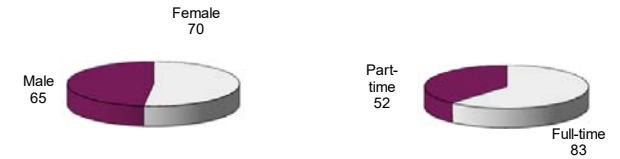
HIGHER DEGREE BY RESEARCH STUDENT ENROLMENTS

135 Student enrolments (6.2%)

- ⇨ 51.9% are Female; 48.1% are Male
- ⇨ 61.5% are Full-time; 38.5% are Part-time
- ⇨ 92.6% are Internal; 5.9% are External; 1.5% are Multimodal
- ⇨ 28.9% are Commencing; 71.1% are Returning
- ⇨ 37.9 is the Average Age

- ⇨ 93.3% have Domestic Citizenship
- ⇨ 0.0% have Unknown Citizenship
- ⇨ 6.7% have International Citizenship. Comprising:
 - ⇨ 100.0% enrolled at an Australian Campus
 - ⇨ 0.0% enrolled at a Campus in Malaysia/Sth Africa
 - ⇨ 0.0% enrolled with Offshore Partners

Number of Student enrolments



POSTGRADUATE COURSEWORK STUDENT ENROLMENTS

473 Student enrolments (21.8%)

- ⇨ 60.9% are Female; 39.1% are Male
- ⇨ 95.1% are Full-time; 4.9% are Part-time
- ⇨ 99.8% are Internal; 0.0% are External; 0.2% are Multimodal
- ⇨ 59.2% are Commencing; 40.8% are Returning
- ⇨ 23.9 is the Average Age

- ⇨ 24.1% have Domestic Citizenship
- ⇨ 0.0% have Unknown Citizenship
- ⇨ 75.9% have International Citizenship. Comprising:
 - ⇨ 88.3% enrolled at an Australian Campus
 - ⇨ 0.0% enrolled at a Campus in Malaysia/Sth Africa
 - ⇨ 11.7% enrolled with Offshore Partners




UNDERGRADUATE STUDENT ENROLMENTS

1,564 Student enrolments (72.0%)

- ⇨ 66.4% are Female; 33.4% are Male; 0.2% are Unspecified
- ⇨ 91.0% are Full-time; 9.0% are Part-time
- ⇨ 93.7% are Internal; 0.0% are External; 6.3% are Multimodal
- ⇨ 36.8% are Commencing; 63.2% are Returning
- ⇨ 20.9 is the Average Age

- ⇨ 74.6% have Domestic Citizenship
- ⇨ 0.0% have Unknown Citizenship
- ⇨ 25.4% have International Citizenship. Comprising:
 - ⇨ 100.0% enrolled at an Australian Campus
 - ⇨ 0.0% enrolled at a Campus in Malaysia/Sth Africa
 - ⇨ 0.0% enrolled with Offshore Partners

Number of Student enrolments




NON-AWARD STUDENT ENROLMENTS

1 Student enrolments (0.0%)

- ⇨ 0.0% are Female; 100.0% are Male
- ⇨ 0.0% are Full-time; 100.0% are Part-time
- ⇨ 100.0% are Internal; 0.0% are External; 0.0% are Multimodal
- ⇨ 100.0% are Commencing; 0.0% are Returning
- ⇨ 24.0 is the Average Age

- ⇨ 100.0% have Domestic Citizenship
- ⇨ 0.0% have Unknown Citizenship
- ⇨ 0.0% have International Citizenship. Comprising:
 - ⇨ #DIV/0!
 - ⇨ #DIV/0!
 - ⇨ #DIV/0!

Number of Student enrolments



2017 STUDENT PROFILE - Arts

AT A GLANCE

8,195 Student enrolments in 2017

- ⇨ 68.8% are Female; 31.2% are Male; 0.1% are Unspecified
- ⇨ 82.1% are Full-time; 17.9% are Part-time
- ⇨ 80.4% are Internal; 2.5% are External; 17.2% are Multimodal
- ⇨ 36.0% are Commencing; 64.0% are Returning
- ⇨ 23.5 is the Average Age
- ⇨ 45.6% are HECS-liable; 54.4% are HECS-exempt; 0.0% are HECS-no info
- ⇨ 44 are of Aboriginal and/or Torres Strait Islander descent (0.5%)
- ⇨ 4,434 were born Overseas (54.1%)

- ⇨ 57.1% have Domestic Citizenship
- ⇨ 42.9% have International Citizenship. Comprising:
 - ⇨ 52.4% enrolled at an Australian Campus
 - ⇨ 45.4% enrolled at a Campus in Malaysia/Sth Africa
 - ⇨ 2.2% enrolled with Offshore Partners

Attendance by Campus

| | Full-time | Part-time | Total |
|--------------|--------------|--------------|--------------|
| Berwick | | 3 | 3 |
| Caulfield | 1,959 | 381 | 2,340 |
| Clayton | 3,303 | 890 | 4,193 |
| Gippsland | 15 | 47 | 62 |
| Malaysia | 587 | 53 | 640 |
| Online | | | |
| Parkville | | | |
| Peninsula | 862 | 95 | 957 |
| Sth Africa | 67 | 34 | 957 |
| Total | 6,793 | 1,503 | 8,195 |

1,107 are Domestic Commencing Undergraduates (13.5%)

- ⇨ 77.1% are School Leavers
- ⇨ 79.1% are New to Higher Education

4,676 are Domestic students (57.1%)

- ⇨ 81.0% Speak English at home
- ⇨ 19.0% Speak languages other than English at home
- ⇨ 0.0% Speak an unknown language at home

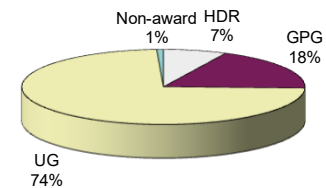
- ⇨ 91.4% Have a permanent residence of Victoria
- ⇨ 8.6% Have a permanent residence of interstate/overseas/unknown

3,519 are International students (42.9%)

- ⇨ 17.5% Speak English at home
- ⇨ 81.9% Speak languages other than English at home
- ⇨ 0.6% Speak an unknown language at home

- ⇨ 48.5% Have a semester residence of Victoria
- ⇨ 51.5% Have a semester residence of interstate/overseas/unknown

Course Type Group



2017 STUDENT PROFILE - Arts

HIGHER DEGREE BY RESEARCH STUDENT ENROLMENTS

593 Student enrolments (7.2%)

- ⇨ 56.0% are Female; 44.0% are Male
- ⇨ 61.7% are Full-time; 38.3% are Part-time
- ⇨ 94.3% are Internal; 5.2% are External; 0.5% are Multimodal
- ⇨ 19.4% are Commencing; 80.6% are Returning
- ⇨ 36.2 is the Average Age

- ⇨ 73.7% have Domestic Citizenship
- ⇨ 0.0% have Unknown Citizenship
- ⇨ 26.3% have International Citizenship. Comprising:
 - ⇨ 71.2% enrolled at an Australian Campus
 - ⇨ 28.8% enrolled at a Campus in Malaysia/Sth Africa
 - ⇨ 0.0% enrolled with Offshore Partners

Number of Student enrolments



POSTGRADUATE COURSEWORK STUDENT ENROLMENTS

1,501 Student enrolments (18.3%)

- ⇨ 72.0% are Female; 28.0% are Male
- ⇨ 80.6% are Full-time; 19.4% are Part-time
- ⇨ 61.8% are Internal; 5.8% are External; 32.4% are Multimodal
- ⇨ 50.8% are Commencing; 49.2% are Returning
- ⇨ 26.2 is the Average Age

- ⇨ 35.8% have Domestic Citizenship
- ⇨ 0.0% have Unknown Citizenship
- ⇨ 64.2% have International Citizenship. Comprising:
 - ⇨ 89.3% enrolled at an Australian Campus
 - ⇨ 2.5% enrolled at a Campus in Malaysia/Sth Africa
 - ⇨ 8.2% enrolled with Offshore Partners




UNDERGRADUATE STUDENT ENROLMENTS

6,039 Student enrolments (73.7%)

- ⇨ 69.2% are Female; 30.7% are Male; 0.1% are Unspecified
- ⇨ 84.7% are Full-time; 15.3% are Part-time
- ⇨ 83.5% are Internal; 1.4% are External; 15.2% are Multimodal
- ⇨ 33.4% are Commencing; 66.6% are Returning
- ⇨ 21.6 is the Average Age

- ⇨ 61.0% have Domestic Citizenship
- ⇨ 0.0% have Unknown Citizenship
- ⇨ 39.0% have International Citizenship. Comprising:
 - ⇨ 35.9% enrolled at an Australian Campus
 - ⇨ 64.1% enrolled at a Campus in Malaysia/Sth Africa
 - ⇨ 0.0% enrolled with Offshore Partners

Number of Student enrolments



NON-AWARD STUDENT ENROLMENTS

62 Student enrolments (0.8%)

- ⇨ 67.7% are Female; 32.3% are Male
- ⇨ 53.2% are Full-time; 46.8% are Part-time
- ⇨ 95.2% are Internal; 1.6% are External; 3.2% are Multimodal
- ⇨ 91.9% are Commencing; 8.1% are Returning
- ⇨ 24.1 is the Average Age

- ⇨ 32.3% have Domestic Citizenship
- ⇨ 0.0% have Unknown Citizenship
- ⇨ 67.7% have International Citizenship. Comprising:
 - ⇨ 59.5% enrolled at an Australian Campus
 - ⇨ 40.5% enrolled at a Campus in Malaysia/Sth Africa
 - ⇨ 0.0% enrolled with Offshore Partners

Number of Student enrolments



2017 STUDENT PROFILE - Business and Economics

AT A GLANCE

20,889 Student enrolments in 2017

- ⇒ 52.6% are Female; 47.4% are Male; 0.0% are Unspecified
- ⇒ 89.4% are Full-time; 10.6% are Part-time
- ⇒ 95.1% are Internal; 1.6% are External; 3.3% are Multimodal
- ⇒ 35.1% are Commencing; 64.9% are Returning
- ⇒ 21.7 is the Average Age
- ⇒ 29.5% are HECS-liable; 70.5% are HECS-exempt; 0.0% are HECS-no info
- ⇒ 5 are of Aboriginal and/or Torres Strait Islander descent (0.0%)
- ⇒ 15,483 were born Overseas (74.1%)

- ⇒ 34.7% have Domestic Citizenship
- ⇒ 65.3% have International Citizenship. Comprising:
 - ⇒ 69.9% enrolled at an Australian Campus
 - ⇒ 29.8% enrolled at a Campus in Malaysia/Sth Africa
 - ⇒ 0.3% enrolled with Offshore Partners

Attendance by Campus

| | Full-time | Part-time | Total |
|--------------|---------------|--------------|---------------|
| Berwick | 67 | 34 | 101 |
| Caulfield | 10,289 | 1,411 | 11,700 |
| Clayton | 4,011 | 393 | 4,404 |
| Gippsland | 11 | 69 | 80 |
| Malaysia | 2,740 | 152 | 2,892 |
| Online | | | |
| Parkville | | | |
| Peninsula | 514 | 23 | 537 |
| Sth Africa | 1,037 | 138 | 1,175 |
| Total | 18,669 | 2,220 | 20,889 |

1,836 are Domestic Commencing Undergraduates (8.8%)

- ⇒ 87.6% are School Leavers
- ⇒ 88.5% are New to Higher Education

7,247 are Domestic students (34.7%)

- ⇒ 65.1% Speak English at home
- ⇒ 34.9% Speak languages other than English at home
- ⇒ 0.0% Speak an unknown language at home

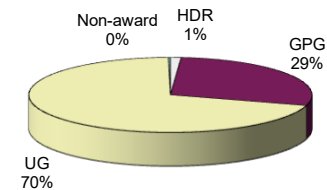
- ⇒ 94.5% Have a permanent residence of Victoria
- ⇒ 5.5% Have a permanent residence of interstate/overseas/unknown

13,642 are International students (65.3%)

- ⇒ 11.9% Speak English at home
- ⇒ 87.8% Speak languages other than English at home
- ⇒ 0.3% Speak an unknown language at home

- ⇒ 65.6% Have a semester residence of Victoria
- ⇒ 34.4% Have a semester residence of interstate/overseas/unknown

Course Type Group



2017 STUDENT PROFILE - Business and Economics


HIGHER DEGREE BY RESEARCH STUDENT ENROLMENTS

253 Student enrolments (1.2%)

- ⇨ 57.7% are Female; 42.3% are Male
- ⇨ 77.5% are Full-time; 22.5% are Part-time
- ⇨ 96.4% are Internal; 2.8% are External; 0.8% are Multimodal
- ⇨ 20.9% are Commencing; 79.1% are Returning
- ⇨ 32.9 is the Average Age

- ⇨ 39.9% have Domestic Citizenship
- ⇨ 0.0% have Unknown Citizenship
- ⇨ 60.1% have International Citizenship. Comprising:
 - ⇨ 65.1% enrolled at an Australian Campus
 - ⇨ 34.9% enrolled at a Campus in Malaysia/Sth Africa
 - ⇨ 0.0% enrolled with Offshore Partners

Number of Student enrolments



POSTGRADUATE COURSEWORK STUDENT ENROLMENTS

5,933 Student enrolments (28.4%)

- ⇨ 57.8% are Female; 42.2% are Male
- ⇨ 84.3% are Full-time; 15.7% are Part-time
- ⇨ 93.7% are Internal; 3.9% are External; 2.4% are Multimodal
- ⇨ 40.7% are Commencing; 59.3% are Returning
- ⇨ 25.0 is the Average Age

- ⇨ 16.1% have Domestic Citizenship
- ⇨ 0.0% have Unknown Citizenship
- ⇨ 83.9% have International Citizenship. Comprising:
 - ⇨ 94.4% enrolled at an Australian Campus
 - ⇨ 4.8% enrolled at a Campus in Malaysia/Sth Africa
 - ⇨ 0.8% enrolled with Offshore Partners



UNDERGRADUATE STUDENT ENROLMENTS

14,656 Student enrolments (70.2%)

- ⇨ 50.3% are Female; 49.7% are Male; 0.0% are Unspecified
- ⇨ 91.6% are Full-time; 8.4% are Part-time
- ⇨ 95.7% are Internal; 0.7% are External; 3.7% are Multimodal
- ⇨ 32.9% are Commencing; 67.1% are Returning
- ⇨ 20.2 is the Average Age

- ⇨ 42.2% have Domestic Citizenship
- ⇨ 0.0% have Unknown Citizenship
- ⇨ 57.8% have International Citizenship. Comprising:
 - ⇨ 55.7% enrolled at an Australian Campus
 - ⇨ 44.3% enrolled at a Campus in Malaysia/Sth Africa
 - ⇨ 0.0% enrolled with Offshore Partners

Number of Student enrolments




NON-AWARD STUDENT ENROLMENTS

47 Student enrolments (0.2%)

- ⇨ 66.0% are Female; 34.0% are Male
- ⇨ 85.1% are Full-time; 14.9% are Part-time
- ⇨ 93.6% are Internal; 6.4% are External; 0.0% are Multimodal
- ⇨ 74.5% are Commencing; 25.5% are Returning
- ⇨ 24.5 is the Average Age

- ⇨ 25.5% have Domestic Citizenship
- ⇨ 0.0% have Unknown Citizenship
- ⇨ 74.5% have International Citizenship. Comprising:
 - ⇨ 37.1% enrolled at an Australian Campus
 - ⇨ 62.9% enrolled at a Campus in Malaysia/Sth Africa
 - ⇨ 0.0% enrolled with Offshore Partners

Number of Student enrolments



2017 STUDENT PROFILE - Education

AT A GLANCE

6,901 Student enrolments in 2017

- ⇒ 77.2% are Female; 22.7% are Male; 0.1% are Unspecified
- ⇒ 81.6% are Full-time; 18.4% are Part-time
- ⇒ 59.9% are Internal; 10.4% are External; 29.7% are Multimodal
- ⇒ 46.1% are Commencing; 53.9% are Returning
- ⇒ 27.5 is the Average Age
- ⇒ 47.5% are HECS-liable; 52.5% are HECS-exempt; 0.0% are HECS-no info
- ⇒ 25 are of Aboriginal and/or Torres Strait Islander descent (0.4%)
- ⇒ 3,375 were born Overseas (48.9%)

- ⇒ 65.1% have Domestic Citizenship
- ⇒ 34.9% have International Citizenship. Comprising:
 - ⇒ 71.9% enrolled at an Australian Campus
 - ⇒ 3.6% enrolled at a Campus in Malaysia/Sth Africa
 - ⇒ 24.4% enrolled with Offshore Partners

Attendance by Campus

| | Full-time | Part-time | Total |
|--------------|--------------|--------------|--------------|
| Berwick | 265 | 21 | 286 |
| Caulfield | | | |
| Clayton | 4,189 | 999 | 5,188 |
| Gippsland | 1 | 11 | 12 |
| Malaysia | 69 | 20 | 89 |
| Online | | | |
| Parkville | | | |
| Peninsula | 1,106 | 220 | 1,326 |
| Sth Africa | | | |
| Total | 5,630 | 1,271 | 6,901 |

734 are Domestic Commencing Undergraduates (10.6%)

- ⇒ 79.2% are School Leavers
- ⇒ 82.7% are New to Higher Education

4,490 are Domestic students (65.1%)

- ⇒ 78.4% Speak English at home
- ⇒ 21.6% Speak languages other than English at home
- ⇒ 0.0% Speak an unknown language at home

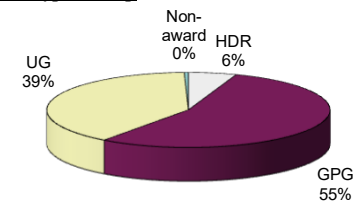
- ⇒ 92.3% Have a permanent residence of Victoria
- ⇒ 7.7% Have a permanent residence of interstate/overseas/unknown

2,411 are International students (34.9%)

- ⇒ 12.5% Speak English at home
- ⇒ 87.5% Speak languages other than English at home
- ⇒ 0.0% Speak an unknown language at home

- ⇒ 66.6% Have a semester residence of Victoria
- ⇒ 33.4% Have a semester residence of interstate/overseas/unknown

Course Type Group



2017 STUDENT PROFILE - Education

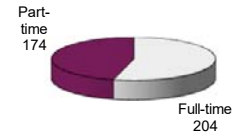
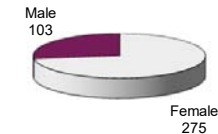
HIGHER DEGREE BY RESEARCH STUDENT ENROLMENTS

378 Student enrolments (5.5%)

- ⇒ 72.8% are Female; 27.2% are Male
- ⇒ 54.0% are Full-time; 46.0% are Part-time
- ⇒ 88.4% are Internal; 10.8% are External; 0.8% are Multimodal
- ⇒ 12.7% are Commencing; 87.3% are Returning
- ⇒ 42.0 is the Average Age

- ⇒ 74.3% have Domestic Citizenship
- ⇒ 0.0% have Unknown Citizenship
- ⇒ 25.7% have International Citizenship. Comprising:
 - ⇒ 96.9% enrolled at an Australian Campus
 - ⇒ 0.0% enrolled at a Campus in Malaysia/Sth Africa
 - ⇒ 3.1% enrolled with Offshore Partners

Number of Student enrolments

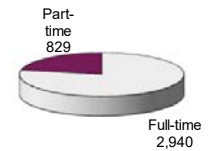
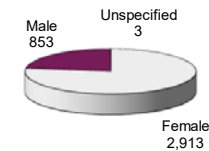


POSTGRADUATE COURSEWORK STUDENT ENROLMENTS

3,769 Student enrolments (54.6%)

- ⇒ 77.3% are Female; 22.6% are Male; 0.1% are Unspecified"
- ⇒ 78.0% are Full-time; 22.0% are Part-time
- ⇒ 33.1% are Internal; 14.3% are External; 52.5% are Multimodal
- ⇒ 55.7% are Commencing; 44.3% are Returning
- ⇒ 30.4 is the Average Age

- ⇒ 51.7% have Domestic Citizenship
- ⇒ 0.0% have Unknown Citizenship
- ⇒ 48.3% have International Citizenship. Comprising:
 - ⇒ 70.5% enrolled at an Australian Campus
 - ⇒ 4.8% enrolled at a Campus in Malaysia/Sth Africa
 - ⇒ 24.7% enrolled with Offshore Partners



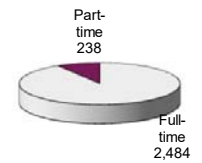
UNDERGRADUATE STUDENT ENROLMENTS

2,722 Student enrolments (39.4%)

- ⇒ 78.1% are Female; 21.9% are Male; 0.0% are Unspecified
- ⇒ 91.3% are Full-time; 8.7% are Part-time
- ⇒ 92.5% are Internal; 5.1% are External; 2.4% are Multimodal
- ⇒ 36.9% are Commencing; 63.1% are Returning
- ⇒ 21.6 is the Average Age

- ⇒ 82.0% have Domestic Citizenship
- ⇒ 0.0% have Unknown Citizenship
- ⇒ 18.0% have International Citizenship. Comprising:
 - ⇒ 72.1% enrolled at an Australian Campus
 - ⇒ 0.0% enrolled at a Campus in Malaysia/Sth Africa
 - ⇒ 27.9% enrolled with Offshore Partners

Number of Student enrolments



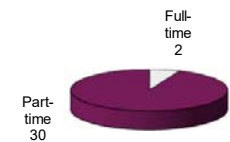
NON-AWARD STUDENT ENROLMENTS

32 Student enrolments (0.5%)

- ⇒ 46.9% are Female; 53.1% are Male
- ⇒ 6.3% are Full-time; 93.8% are Part-time
- ⇒ 96.9% are Internal; 0.0% are External; 3.1% are Multimodal
- ⇒ 93.8% are Commencing; 6.3% are Returning
- ⇒ 33.2 is the Average Age

- ⇒ 93.8% have Domestic Citizenship
- ⇒ 0.0% have Unknown Citizenship
- ⇒ 6.3% have International Citizenship. Comprising:
 - ⇒ 100.0% enrolled at an Australian Campus
 - ⇒ 0.0% enrolled at a Campus in Malaysia/Sth Africa
 - ⇒ 0.0% enrolled with Offshore Partners

Number of Student enrolments



2017 STUDENT PROFILE - Engineering

AT A GLANCE

8,293 Student enrolments in 2017

- ⇨ 23.2% are Female; 76.8% are Male; 0.0% are Unspecified
- ⇨ 93.2% are Full-time; 6.8% are Part-time
- ⇨ 96.3% are Internal; 1.4% are External; 2.2% are Multimodal
- ⇨ 28.1% are Commencing; 71.9% are Returning
- ⇨ 21.5 is the Average Age
- ⇨ 44.4% are HECS-liable; 55.6% are HECS-exempt; 0.0% are HECS-no info
- ⇨ 7 are of Aboriginal and/or Torres Strait Islander descent (0.1%)
- ⇨ 5,447 were born Overseas (65.7%)

- ⇨ 49.0% have Domestic Citizenship
- ⇨ 51.0% have International Citizenship. Comprising:
 - ⇨ 55.3% enrolled at an Australian Campus
 - ⇨ 43.7% enrolled at a Campus in Malaysia/Sth Africa
 - ⇨ 0.9% enrolled with Offshore Partners

Attendance by Campus

| | Full-time | Part-time | Total |
|--------------|--------------|------------|--------------|
| Berwick | | | |
| Caulfield | | | |
| Clayton | 5,914 | 501 | 6,415 |
| Gippsland | 21 | 8 | 29 |
| Malaysia | 1,797 | 52 | 1,849 |
| Online | | | |
| Parkville | | | |
| Peninsula | | | |
| Sth Africa | | | |
| Total | 7,732 | 561 | 8,293 |

799 are Domestic Commencing Undergraduates (9.6%)

- ⇨ 89.6% are School Leavers
- ⇨ 90.5% are New to Higher Education

4,063 are Domestic students (49.0%)

- ⇨ 60.7% Speak English at home
- ⇨ 39.3% Speak languages other than English at home
- ⇨ 0.0% Speak an unknown language at home

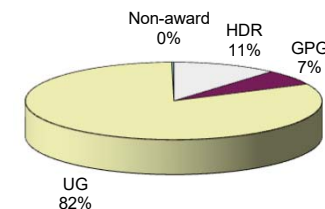
- ⇨ 92.8% Have a permanent residence of Victoria
- ⇨ 7.2% Have a permanent residence of interstate/overseas/unknown

4,230 are International students (51.0%)

- ⇨ 7.7% Speak English at home
- ⇨ 92.3% Speak languages other than English at home
- ⇨ 0.0% Speak an unknown language at home

- ⇨ 49.2% Have a semester residence of Victoria
- ⇨ 50.8% Have a semester residence of interstate/overseas/unknown

Course Type Group



2017 STUDENT PROFILE - Engineering


HIGHER DEGREE BY RESEARCH STUDENT ENROLMENTS

947 Student enrolments (11.4%)

- ⇒ 27.3% are Female; 72.7% are Male
- ⇒ 94.4% are Full-time; 5.6% are Part-time
- ⇒ 99.2% are Internal; 0.8% are External; 0.0% are Multimodal
- ⇒ 26.6% are Commencing; 73.4% are Returning
- ⇒ 27.6 is the Average Age

- ⇒ 26.9% have Domestic Citizenship
- ⇒ 0.0% have Unknown Citizenship
- ⇒ 73.1% have International Citizenship. Comprising:
 - ⇒ 79.3% enrolled at an Australian Campus
 - ⇒ 20.7% enrolled at a Campus in Malaysia/Sth Africa
 - ⇒ 0.0% enrolled with Offshore Partners

Number of Student enrolments



POSTGRADUATE COURSEWORK STUDENT ENROLMENTS

533 Student enrolments (6.4%)

- ⇒ 24.2% are Female; 75.8% are Male
- ⇒ 76.4% are Full-time; 23.6% are Part-time
- ⇒ 66.8% are Internal; 19.7% are External; 13.5% are Multimodal
- ⇒ 72.8% are Commencing; 27.2% are Returning
- ⇒ 25.6 is the Average Age

- ⇒ 24.8% have Domestic Citizenship
- ⇒ 0.0% have Unknown Citizenship
- ⇒ 75.2% have International Citizenship. Comprising:
 - ⇒ 88.5% enrolled at an Australian Campus
 - ⇒ 1.5% enrolled at a Campus in Malaysia/Sth Africa
 - ⇒ 10.0% enrolled with Offshore Partners




UNDERGRADUATE STUDENT ENROLMENTS

6,794 Student enrolments (81.9%)

- ⇒ 22.5% are Female; 77.5% are Male; 0.0% are Unspecified
- ⇒ 94.4% are Full-time; 5.6% are Part-time
- ⇒ 98.3% are Internal; 0.1% are External; 1.7% are Multimodal
- ⇒ 24.7% are Commencing; 75.3% are Returning
- ⇒ 20.3 is the Average Age

- ⇒ 54.1% have Domestic Citizenship
- ⇒ 0.0% have Unknown Citizenship
- ⇒ 45.9% have International Citizenship. Comprising:
 - ⇒ 45.8% enrolled at an Australian Campus
 - ⇒ 54.2% enrolled at a Campus in Malaysia/Sth Africa
 - ⇒ 0.0% enrolled with Offshore Partners

Number of Student enrolments



NON-AWARD STUDENT ENROLMENTS

19 Student enrolments (0.2%)

- ⇒ 31.6% are Female; 68.4% are Male
- ⇒ 84.2% are Full-time; 15.8% are Part-time
- ⇒ 100.0% are Internal; 0.0% are External; 0.0% are Multimodal
- ⇒ 73.7% are Commencing; 26.3% are Returning
- ⇒ 22.0 is the Average Age

- ⇒ 5.3% have Domestic Citizenship
- ⇒ 0.0% have Unknown Citizenship
- ⇒ 94.7% have International Citizenship. Comprising:
 - ⇒ 50.0% enrolled at an Australian Campus
 - ⇒ 50.0% enrolled at a Campus in Malaysia/Sth Africa
 - ⇒ 0.0% enrolled with Offshore Partners

Number of Student enrolments



2017 STUDENT PROFILE - Information Technology

AT A GLANCE

4,834 Student enrolments in 2017

- ⇨ 27.2% are Female; 72.8% are Male
- ⇨ 86.1% are Full-time; 13.9% are Part-time
- ⇨ 93.4% are Internal; 4.9% are External; 1.7% are Multimodal
- ⇨ 48.8% are Commencing; 51.2% are Returning
- ⇨ 23.6 is the Average Age
- ⇨ 20.3% are HECS-liable; 79.7% are HECS-exempt; 0.0% are HECS-no info
- ⇨ 8 are of Aboriginal and/or Torres Strait Islander descent (0.2%)
- ⇨ 3,880 were born Overseas (80.3%)

- ⇨ 31.3% have Domestic Citizenship
- ⇨ 68.7% have International Citizenship. Comprising:
 - ⇨ 76.9% enrolled at an Australian Campus
 - ⇨ 22.0% enrolled at a Campus in Malaysia/Sth Africa
 - ⇨ 1.1% enrolled with Offshore Partners

Attendance by Campus

| | Full-time | Part-time | Total |
|--------------|--------------|------------|--------------|
| Berwick | | | |
| Caulfield | 2,130 | 262 | 2,392 |
| Clayton | 1,351 | 167 | 1,518 |
| Gippsland | 4 | 2 | 6 |
| Malaysia | 379 | 34 | 413 |
| Online | 22 | 167 | 189 |
| Parkville | | | |
| Peninsula | | | |
| Sth Africa | 277 | 39 | 316 |
| Total | 4,163 | 671 | 4,834 |

366 are Domestic Commencing Undergraduates (7.6%)

- ⇨ 77.0% are School Leavers
- ⇨ 79.2% are New to Higher Education

1,515 are Domestic students (31.3%)

- ⇨ 58.7% Speak English at home
- ⇨ 41.3% Speak languages other than English at home
- ⇨ 0.0% Speak an unknown language at home

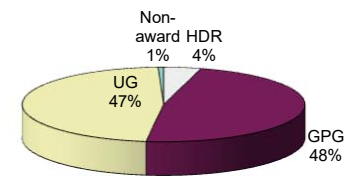
- ⇨ 88.1% Have a permanent residence of Victoria
- ⇨ 11.9% Have a permanent residence of interstate/overseas/unknown

3,319 are International students (68.7%)

- ⇨ 11.1% Speak English at home
- ⇨ 88.7% Speak languages other than English at home
- ⇨ 0.2% Speak an unknown language at home

- ⇨ 71.9% Have a semester residence of Victoria
- ⇨ 28.1% Have a semester residence of interstate/overseas/unknown

Course Type Group



2017 STUDENT PROFILE - Information Technology


HIGHER DEGREE BY RESEARCH STUDENT ENROLMENTS

207 Student enrolments (4.3%)

- ⇒ 31.9% are Female; 68.1% are Male
- ⇒ 84.5% are Full-time; 15.5% are Part-time
- ⇒ 96.1% are Internal; 3.4% are External; 0.5% are Multimodal
- ⇒ 24.6% are Commencing; 75.4% are Returning
- ⇒ 31.8 is the Average Age

- ⇒ 32.9% have Domestic Citizenship
- ⇒ 0.0% have Unknown Citizenship
- ⇒ 67.1% have International Citizenship. Comprising:
 - ⇒ 83.5% enrolled at an Australian Campus
 - ⇒ 16.5% enrolled at a Campus in Malaysia/Sth Africa
 - ⇒ 0.0% enrolled with Offshore Partners

Number of Student enrolments



POSTGRADUATE COURSEWORK STUDENT ENROLMENTS

2,306 Student enrolments (47.7%)

- ⇒ 31.6% are Female; 68.4% are Male
- ⇒ 86.0% are Full-time; 14.0% are Part-time
- ⇒ 89.2% are Internal; 9.2% are External; 1.6% are Multimodal
- ⇒ 60.1% are Commencing; 39.9% are Returning
- ⇒ 25.9 is the Average Age

- ⇒ 19.3% have Domestic Citizenship
- ⇒ 0.0% have Unknown Citizenship
- ⇒ 80.7% have International Citizenship. Comprising:
 - ⇒ 95.9% enrolled at an Australian Campus
 - ⇒ 2.0% enrolled at a Campus in Malaysia/Sth Africa
 - ⇒ 2.0% enrolled with Offshore Partners




UNDERGRADUATE STUDENT ENROLMENTS

2,291 Student enrolments (47.4%)

- ⇒ 22.4% are Female; 77.6% are Male
- ⇒ 87.4% are Full-time; 12.6% are Part-time
- ⇒ 97.9% are Internal; 0.3% are External; 1.8% are Multimodal
- ⇒ 38.9% are Commencing; 61.1% are Returning
- ⇒ 20.6 is the Average Age

- ⇒ 43.0% have Domestic Citizenship
- ⇒ 0.0% have Unknown Citizenship
- ⇒ 57.0% have International Citizenship. Comprising:
 - ⇒ 49.0% enrolled at an Australian Campus
 - ⇒ 51.0% enrolled at a Campus in Malaysia/Sth Africa
 - ⇒ 0.0% enrolled with Offshore Partners

Number of Student enrolments



NON-AWARD STUDENT ENROLMENTS

30 Student enrolments (0.6%)

- ⇒ 33.3% are Female; 66.7% are Male
- ⇒ 6.7% are Full-time; 93.3% are Part-time
- ⇒ 53.3% are Internal; 46.7% are External; 0.0% are Multimodal
- ⇒ 96.7% are Commencing; 3.3% are Returning
- ⇒ 26.5 is the Average Age

- ⇒ 56.7% have Domestic Citizenship
- ⇒ 0.0% have Unknown Citizenship
- ⇒ 43.3% have International Citizenship. Comprising:
 - ⇒ 76.9% enrolled at an Australian Campus
 - ⇒ 23.1% enrolled at a Campus in Malaysia/Sth Africa
 - ⇒ 0.0% enrolled with Offshore Partners

Number of Student enrolments



2017 STUDENT PROFILE - Law

AT A GLANCE

3,909 Student enrolments in 2017

- ⇨ 60.8% are Female; 39.2% are Male
- ⇨ 80.4% are Full-time; 19.6% are Part-time
- ⇨ 92.6% are Internal; 0.9% are External; 6.5% are Multimodal
- ⇨ 21.0% are Commencing; 79.0% are Returning
- ⇨ 23.0 is the Average Age
- ⇨ 72.8% are HECS-liable; 27.2% are HECS-exempt; 0.0% are HECS-no info
- ⇨ 14 are of Aboriginal and/or Torres Strait Islander descent (0.4%)
- ⇨ 1,022 were born Overseas (26.1%)

- ⇨ 93.2% have Domestic Citizenship
- ⇨ 6.8% have International Citizenship. Comprising:
 - ⇨ 100.0% enrolled at an Australian Campus
 - ⇨ 0.0% enrolled at a Campus in Malaysia/Sth Africa
 - ⇨ 0.0% enrolled with Offshore Partners

Attendance by Campus

| | Full-time | Part-time | Total |
|--------------|--------------|------------|--------------|
| Berwick | | | |
| Caulfield | | | |
| Clayton | 3,143 | 766 | 3,909 |
| Gippsland | | | |
| Malaysia | | | |
| Online | | | |
| Parkville | | | |
| Peninsula | | | |
| Sth Africa | | | |
| Total | 3,143 | 766 | 3,909 |

433 are Domestic Commencing Undergraduates (11.1%)

- ⇨ 86.1% are School Leavers
- ⇨ 86.6% are New to Higher Education

3,645 are Domestic students (93.2%)

- ⇨ 73.1% Speak English at home
- ⇨ 26.9% Speak languages other than English at home
- ⇨ 0.0% Speak an unknown language at home

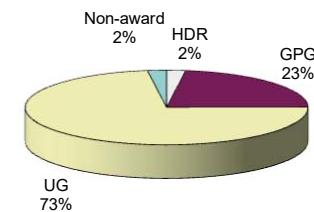
- ⇨ 94.7% Have a permanent residence of Victoria
- ⇨ 5.3% Have a permanent residence of interstate/overseas/unknown

264 are International students (6.8%)

- ⇨ 17.0% Speak English at home
- ⇨ 83.0% Speak languages other than English at home
- ⇨ 0.0% Speak an unknown language at home

- ⇨ 94.7% Have a semester residence of Victoria
- ⇨ 5.3% Have a semester residence of interstate/overseas/unknown

Course Type Group



2017 STUDENT PROFILE - Law

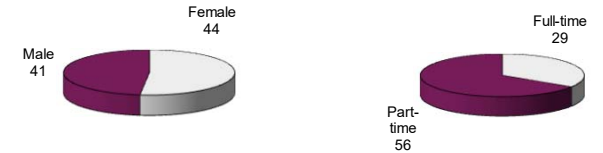
HIGHER DEGREE BY RESEARCH STUDENT ENROLMENTS

85 Student enrolments (2.2%)

- ⇨ 51.8% are Female; 48.2% are Male
- ⇨ 34.1% are Full-time; 65.9% are Part-time
- ⇨ 82.4% are Internal; 17.6% are External; 0.0% are Multimodal
- ⇨ 9.4% are Commencing; 90.6% are Returning
- ⇨ 40.5 is the Average Age

- ⇨ **85.9%** have Domestic Citizenship
- ⇨ **0.0%** have Unknown Citizenship
- ⇨ **14.1%** have International Citizenship. Comprising:
 - ⇨ 100.0% enrolled at an Australian Campus
 - ⇨ 0.0% enrolled at a Campus in Malaysia/Sth Africa
 - ⇨ 0.0% enrolled with Offshore Partners

Number of Student enrolments



POSTGRADUATE COURSEWORK STUDENT ENROLMENTS

889 Student enrolments (22.7%)

- ⇨ 65.8% are Female; 34.2% are Male
- ⇨ 55.6% are Full-time; 44.4% are Part-time
- ⇨ 97.3% are Internal; 0.2% are External; 2.5% are Multimodal
- ⇨ 30.5% are Commencing; 69.5% are Returning
- ⇨ 28.1 is the Average Age

- ⇨ **92.6%** have Domestic Citizenship
- ⇨ **0.0%** have Unknown Citizenship
- ⇨ **7.4%** have International Citizenship. Comprising:
 - ⇨ 100.0% enrolled at an Australian Campus
 - ⇨ 0.0% enrolled at a Campus in Malaysia/Sth Africa
 - ⇨ 0.0% enrolled with Offshore Partners




UNDERGRADUATE STUDENT ENROLMENTS

2,850 Student enrolments (72.9%)

- ⇨ 59.4% are Female; 40.6% are Male
- ⇨ 91.3% are Full-time; 8.7% are Part-time
- ⇨ 91.2% are Internal; 0.7% are External; 8.1% are Multimodal
- ⇨ 16.6% are Commencing; 83.4% are Returning
- ⇨ 20.8 is the Average Age

- ⇨ **95.2%** have Domestic Citizenship
- ⇨ **0.0%** have Unknown Citizenship
- ⇨ **4.8%** have International Citizenship. Comprising:
 - ⇨ 100.0% enrolled at an Australian Campus
 - ⇨ 0.0% enrolled at a Campus in Malaysia/Sth Africa
 - ⇨ 0.0% enrolled with Offshore Partners

Number of Student enrolments



NON-AWARD STUDENT ENROLMENTS

85 Student enrolments (2.2%)

- ⇨ 63.5% are Female; 36.5% are Male
- ⇨ 20.0% are Full-time; 80.0% are Part-time
- ⇨ 100.0% are Internal; 0.0% are External; 0.0% are Multimodal
- ⇨ 82.4% are Commencing; 17.6% are Returning
- ⇨ 28.8 is the Average Age

- ⇨ **41.2%** have Domestic Citizenship
- ⇨ **0.0%** have Unknown Citizenship
- ⇨ **58.8%** have International Citizenship. Comprising:
 - ⇨ 100.0% enrolled at an Australian Campus
 - ⇨ 0.0% enrolled at a Campus in Malaysia/Sth Africa
 - ⇨ 0.0% enrolled with Offshore Partners

Number of Student enrolments



2017 STUDENT PROFILE - Medicine, Nursing and Health Science

AT A GLANCE

14,355 Student enrolments in 2017

- ⇒ 71.4% are Female; 28.6% are Male; 0.0% are Unspecified
- ⇒ 71.5% are Full-time; 28.5% are Part-time
- ⇒ 65.8% are Internal; 23.1% are External; 11.1% are Multimodal
- ⇒ 36.5% are Commencing; 63.5% are Returning
- ⇒ 25.8 is the Average Age
- ⇒ 48.5% are HECS-liable; 51.5% are HECS-exempt; 0.0% are HECS-no info
- ⇒ 68 are of Aboriginal and/or Torres Strait Islander descent (0.5%)
- ⇒ 6,081 were born Overseas (42.4%)

- ⇒ 78.8% have Domestic Citizenship
- ⇒ 21.2% have International Citizenship. Comprising:
 - ⇒ 61.8% enrolled at an Australian Campus
 - ⇒ 38.2% enrolled at a Campus in Malaysia/Sth Africa
 - ⇒ 0.0% enrolled with Offshore Partners

Attendance by Campus

| | Full-time | Part-time | Total |
|--------------|---------------|--------------|---------------|
| Berwick | | | |
| Caulfield | 660 | 229 | 889 |
| Clayton | 5,802 | 1,813 | 7,615 |
| Gippsland | 337 | 4 | 341 |
| Malaysia | 937 | 25 | 962 |
| Online | 302 | 1,592 | 1,894 |
| Parkville | | | |
| Peninsula | 2,038 | 413 | 2,451 |
| Sth Africa | 190 | 13 | 203 |
| Total | 10,266 | 4,089 | 14,355 |

1,984 are Domestic Commencing Undergraduates (13.8%)

- ⇒ 81.3% are School Leavers
- ⇒ 83.1% are New to Higher Education

11,308 are Domestic students (78.8%)

- ⇒ 71.5% Speak English at home
- ⇒ 28.5% Speak languages other than English at home
- ⇒ 0.0% Speak an unknown language at home

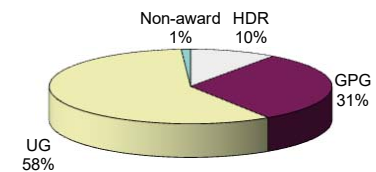
- ⇒ 80.3% Have a permanent residence of Victoria
- ⇒ 19.7% Have a permanent residence of interstate/overseas/unknown

3,047 are International students (21.2%)

- ⇒ 13.3% Speak English at home
- ⇒ 86.6% Speak languages other than English at home
- ⇒ 0.1% Speak an unknown language at home

- ⇒ 55.9% Have a semester residence of Victoria
- ⇒ 44.1% Have a semester residence of interstate/overseas/unknown

Course Type Group



2017 STUDENT PROFILE - Medicine, Nursing and Health Science


HIGHER DEGREE BY RESEARCH STUDENT ENROLMENTS

1,420 Student enrolments (9.9%)

- ⇒ 63.6% are Female; 36.4% are Male
- ⇒ 70.3% are Full-time; 29.7% are Part-time
- ⇒ 92.9% are Internal; 6.9% are External; 0.2% are Multimodal
- ⇒ 22.6% are Commencing; 77.4% are Returning
- ⇒ 32.6 is the Average Age

- ⇒ 72.3% have Domestic Citizenship
- ⇒ 0.0% have Unknown Citizenship
- ⇒ 27.7% have International Citizenship. Comprising:
 - ⇒ 71.1% enrolled at an Australian Campus
 - ⇒ 28.9% enrolled at a Campus in Malaysia/Sth Africa
 - ⇒ 0.0% enrolled with Offshore Partners

Number of Student enrolments




POSTGRADUATE COURSEWORK STUDENT ENROLMENTS

4,437 Student enrolments (30.9%)

- ⇒ 75.7% are Female; 24.3% are Male; 0.0% are Unspecified
- ⇒ 32.7% are Full-time; 67.3% are Part-time
- ⇒ 18.5% are Internal; 68.5% are External; 13.1% are Multimodal
- ⇒ 47.9% are Commencing; 52.1% are Returning
- ⇒ 32.4 is the Average Age

- ⇒ 86.6% have Domestic Citizenship
- ⇒ 0.0% have Unknown Citizenship
- ⇒ 13.4% have International Citizenship. Comprising:
 - ⇒ 99.3% enrolled at an Australian Campus
 - ⇒ 0.7% enrolled at a Campus in Malaysia/Sth Africa
 - ⇒ 0.0% enrolled with Offshore Partners




UNDERGRADUATE STUDENT ENROLMENTS

8,346 Student enrolments (58.1%)

- ⇒ 70.2% are Female; 29.8% are Male; 0.0% are Unspecified
- ⇒ 93.6% are Full-time; 6.4% are Part-time
- ⇒ 87.4% are Internal; 0.5% are External; 12.1% are Multimodal
- ⇒ 31.7% are Commencing; 68.3% are Returning
- ⇒ 21.0 is the Average Age

- ⇒ 75.4% have Domestic Citizenship
- ⇒ 0.0% have Unknown Citizenship
- ⇒ 24.6% have International Citizenship. Comprising:
 - ⇒ 49.2% enrolled at an Australian Campus
 - ⇒ 50.8% enrolled at a Campus in Malaysia/Sth Africa
 - ⇒ 0.0% enrolled with Offshore Partners

Number of Student enrolments




NON-AWARD STUDENT ENROLMENTS

152 Student enrolments (1.1%)

- ⇒ 84.2% are Female; 15.8% are Male
- ⇒ 1.3% are Full-time; 98.7% are Part-time
- ⇒ 4.6% are Internal; 93.4% are External; 2.0% are Multimodal
- ⇒ 94.7% are Commencing; 5.3% are Returning
- ⇒ 28.2 is the Average Age

- ⇒ 98.0% have Domestic Citizenship
- ⇒ 0.0% have Unknown Citizenship
- ⇒ 2.0% have International Citizenship. Comprising:
 - ⇒ 66.7% enrolled at an Australian Campus
 - ⇒ 33.3% enrolled at a Campus in Malaysia/Sth Africa
 - ⇒ 0.0% enrolled with Offshore Partners

Number of Student enrolments



2017 STUDENT PROFILE - Pharmacy and Pharmaceutical Science

AT A GLANCE

2,445 Student enrolments in 2017

- ⇒ 72.8% are Female; 27.2% are Male
- ⇒ 68.9% are Full-time; 31.1% are Part-time
- ⇒ 73.6% are Internal; 25.7% are External; 0.7% are Multimodal
- ⇒ 38.4% are Commencing; 61.6% are Returning
- ⇒ 23.2 is the Average Age
- ⇒ 47.6% are HECS-liable; 52.4% are HECS-exempt; 0.0% are HECS-no info
- ⇒ 4 are of Aboriginal and/or Torres Strait Islander descent (0.2%)
- ⇒ 1,338 were born Overseas (54.7%)

- ⇒ 65.2% have Domestic Citizenship
- ⇒ 34.8% have International Citizenship. Comprising:
 - ⇒ 56.4% enrolled at an Australian Campus
 - ⇒ 43.6% enrolled at a Campus in Malaysia/Sth Africa
 - ⇒ 0.0% enrolled with Offshore Partners

Attendance by Campus

| | Full-time | Part-time | Total |
|--------------|--------------|------------|--------------|
| Berwick | | | |
| Caulfield | | | |
| Clayton | | | |
| Gippsland | | | |
| Malaysia | 369 | 2 | 371 |
| Online | | | |
| Parkville | 1,316 | 758 | 2,074 |
| Peninsula | | | |
| Sth Africa | | | |
| Total | 1,685 | 760 | 2,445 |

254 are Domestic Commencing Undergraduates (10.4%)

- ⇒ 70.9% are School Leavers
- ⇒ 72.8% are New to Higher Education

1,595 are Domestic students (65.2%)

- ⇒ 46.0% Speak English at home
- ⇒ 54.0% Speak languages other than English at home
- ⇒ 0.0% Speak an unknown language at home

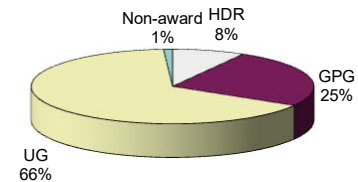
- ⇒ 85.7% Have a permanent residence of Victoria
- ⇒ 14.3% Have a permanent residence of interstate/overseas/unknown

850 are International students (34.8%)

- ⇒ 6.4% Speak English at home
- ⇒ 93.6% Speak languages other than English at home
- ⇒ 0.0% Speak an unknown language at home

- ⇒ 49.6% Have a semester residence of Victoria
- ⇒ 50.4% Have a semester residence of interstate/overseas/unknown

Course Type Group



2017 STUDENT PROFILE - Pharmacy and Pharmaceutical Science

HIGHER DEGREE BY RESEARCH STUDENT ENROLMENTS

203 Student enrolments (8.3%)

- ⇒ 56.7% are Female; 43.3% are Male
- ⇒ 88.7% are Full-time; 11.3% are Part-time
- ⇒ 99.0% are Internal; 1.0% are External; 0.0% are Multimodal
- ⇒ 26.6% are Commencing; 73.4% are Returning
- ⇒ 27.9 is the Average Age

- ⇒ 63.1% have Domestic Citizenship
- ⇒ 0.0% have Unknown Citizenship
- ⇒ 36.9% have International Citizenship. Comprising:
 - ⇒ 100.0% enrolled at an Australian Campus
 - ⇒ 0.0% enrolled at a Campus in Malaysia/Sth Africa
 - ⇒ 0.0% enrolled with Offshore Partners

Number of Student enrolments



POSTGRADUATE COURSEWORK STUDENT ENROLMENTS

618 Student enrolments (25.3%)

- ⇒ 84.1% are Female; 15.9% are Male
- ⇒ 0.2% are Full-time; 99.8% are Part-time
- ⇒ 0.2% are Internal; 97.2% are External; 2.6% are Multimodal
- ⇒ 65.7% are Commencing; 34.3% are Returning
- ⇒ 28.8 is the Average Age

- ⇒ 99.4% have Domestic Citizenship
- ⇒ 0.0% have Unknown Citizenship
- ⇒ 0.6% have International Citizenship. Comprising:
 - ⇒ 100.0% enrolled at an Australian Campus
 - ⇒ 0.0% enrolled at a Campus in Malaysia/Sth Africa
 - ⇒ 0.0% enrolled with Offshore Partners



UNDERGRADUATE STUDENT ENROLMENTS

1,599 Student enrolments (65.4%)

- ⇒ 70.4% are Female; 29.6% are Male
- ⇒ 94.1% are Full-time; 5.9% are Part-time
- ⇒ 99.9% are Internal; 0.0% are External; 0.1% are Multimodal
- ⇒ 28.5% are Commencing; 71.5% are Returning
- ⇒ 20.4 is the Average Age

- ⇒ 53.3% have Domestic Citizenship
- ⇒ 0.0% have Unknown Citizenship
- ⇒ 46.7% have International Citizenship. Comprising:
 - ⇒ 50.3% enrolled at an Australian Campus
 - ⇒ 49.7% enrolled at a Campus in Malaysia/Sth Africa
 - ⇒ 0.0% enrolled with Offshore Partners

Number of Student enrolments



NON-AWARD STUDENT ENROLMENTS

25 Student enrolments (1.0%)

- ⇒ 76.0% are Female; 24.0% are Male
- ⇒ 0.0% are Full-time; 100.0% are Part-time
- ⇒ 0.0% are Internal; 100.0% are External; 0.0% are Multimodal
- ⇒ 92.0% are Commencing; 8.0% are Returning
- ⇒ 24.1 is the Average Age

- ⇒ 4.0% have Domestic Citizenship
- ⇒ 0.0% have Unknown Citizenship
- ⇒ 96.0% have International Citizenship. Comprising:
 - ⇒ 100.0% enrolled at an Australian Campus
 - ⇒ 0.0% enrolled at a Campus in Malaysia/Sth Africa
 - ⇒ 0.0% enrolled with Offshore Partners

Number of Student enrolments



2017 STUDENT PROFILE - Science

AT A GLANCE

6,215 Student enrolments in 2017

- ⇒ 56.2% are Female; 43.7% are Male; 0.0% are Unspecified
- ⇒ 87.5% are Full-time; 12.5% are Part-time
- ⇒ 90.9% are Internal; 0.4% are External; 8.7% are Multimodal
- ⇒ 31.6% are Commencing; 68.4% are Returning
- ⇒ 21.2 is the Average Age
- ⇒ 70.5% are HECS-liable; 29.5% are HECS-exempt; 0.0% are HECS-no info
- ⇒ 21 are of Aboriginal and/or Torres Strait Islander descent (0.3%)
- ⇒ 2,493 were born Overseas (40.1%)

- ⇒ 75.8% have Domestic Citizenship
- ⇒ 24.2% have International Citizenship. Comprising:
 - ⇒ 44.2% enrolled at an Australian Campus
 - ⇒ 55.8% enrolled at a Campus in Malaysia/Sth Africa
 - ⇒ 0.0% enrolled with Offshore Partners

Attendance by Campus

| | Full-time | Part-time | Total |
|--------------|--------------|------------|--------------|
| Berwick | | | |
| Caulfield | | | |
| Clayton | 4,634 | 733 | 5,367 |
| Gippsland | 6 | 1 | 7 |
| Malaysia | 796 | 45 | 841 |
| Online | | | |
| Parkville | | | |
| Peninsula | | | |
| Sth Africa | | | |
| Total | 5,436 | 779 | 6,215 |

1,328 are Domestic Commencing Undergraduates (21.4%)

- ⇒ 82.8% are School Leavers
- ⇒ 83.7% are New to Higher Education

4,708 are Domestic students (75.8%)

- ⇒ 72.2% Speak English at home
- ⇒ 27.8% Speak languages other than English at home
- ⇒ 0.0% Speak an unknown language at home

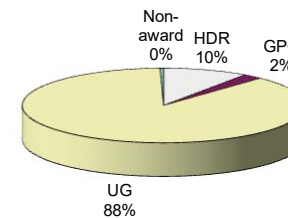
- ⇒ 94.6% Have a permanent residence of Victoria
- ⇒ 5.4% Have a permanent residence of interstate/overseas/unknown

1,507 are International students (24.2%)

- ⇒ 10.1% Speak English at home
- ⇒ 89.9% Speak languages other than English at home
- ⇒ 0.0% Speak an unknown language at home

- ⇒ 40.3% Have a semester residence of Victoria
- ⇒ 59.7% Have a semester residence of interstate/overseas/unknown

Course Type Group



2017 STUDENT PROFILE - Science

HIGHER DEGREE BY RESEARCH STUDENT ENROLMENTS

605 Student enrolments (9.7%)

- ⇒ 44.6% are Female; 55.4% are Male
- ⇒ 92.4% are Full-time; 7.6% are Part-time
- ⇒ 98.8% are Internal; 1.2% are External; 0.0% are Multimodal
- ⇒ 23.3% are Commencing; 76.7% are Returning
- ⇒ 28.0 is the Average Age

- ⇒ **42.8%** have Domestic Citizenship
- ⇒ **0.0%** have Unknown Citizenship
- ⇒ **57.2%** have International Citizenship. Comprising:
 - ⇒ 75.1% enrolled at an Australian Campus
 - ⇒ 24.9% enrolled at a Campus in Malaysia/Sth Africa
 - ⇒ 0.0% enrolled with Offshore Partners

Number of Student enrolments



POSTGRADUATE COURSEWORK STUDENT ENROLMENTS

141 Student enrolments (2.3%)

- ⇒ 58.9% are Female; 41.1% are Male
- ⇒ 90.1% are Full-time; 9.9% are Part-time
- ⇒ 87.2% are Internal; 0.0% are External; 12.8% are Multimodal
- ⇒ 94.3% are Commencing; 5.7% are Returning
- ⇒ 25.4 is the Average Age

- ⇒ **38.3%** have Domestic Citizenship
- ⇒ **0.0%** have Unknown Citizenship
- ⇒ **61.7%** have International Citizenship. Comprising:
 - ⇒ 100.0% enrolled at an Australian Campus
 - ⇒ 0.0% enrolled at a Campus in Malaysia/Sth Africa
 - ⇒ 0.0% enrolled with Offshore Partners



UNDERGRADUATE STUDENT ENROLMENTS

5,444 Student enrolments (87.6%)

- ⇒ 57.4% are Female; 42.6% are Male; 0.0% are Unspecified
- ⇒ 87.1% are Full-time; 12.9% are Part-time
- ⇒ 90.1% are Internal; 0.3% are External; 9.6% are Multimodal
- ⇒ 30.6% are Commencing; 69.4% are Returning
- ⇒ 20.3 is the Average Age

- ⇒ **80.5%** have Domestic Citizenship
- ⇒ **0.0%** have Unknown Citizenship
- ⇒ **19.5%** have International Citizenship. Comprising:
 - ⇒ 29.4% enrolled at an Australian Campus
 - ⇒ 70.6% enrolled at a Campus in Malaysia/Sth Africa
 - ⇒ 0.0% enrolled with Offshore Partners

Number of Student enrolments



NON-AWARD STUDENT ENROLMENTS

25 Student enrolments (0.4%)

- ⇒ 64.0% are Female; 36.0% are Male
- ⇒ 28.0% are Full-time; 72.0% are Part-time
- ⇒ 96.0% are Internal; 0.0% are External; 4.0% are Multimodal
- ⇒ 92.0% are Commencing; 8.0% are Returning
- ⇒ 25.3 is the Average Age

- ⇒ **60.0%** have Domestic Citizenship
- ⇒ **0.0%** have Unknown Citizenship
- ⇒ **40.0%** have International Citizenship. Comprising:
 - ⇒ 60.0% enrolled at an Australian Campus
 - ⇒ 40.0% enrolled at a Campus in Malaysia/Sth Africa
 - ⇒ 0.0% enrolled with Offshore Partners

Number of Student enrolments

