

2018 STUDENT PROFILE - Monash Overall

AT A GLANCE

83,560 Student enrolments in 2018

- ⇒ 56.9% are Female; 43.1% are Male; 0.0% are Unspecified
- ⇒ 84.3% are Full-time; 15.7% are Part-time
- ⇒ 84.4% are Internal; 7.1% are External; 8.5% are Multimodal
- ⇒ 36.0% are Commencing; 64.0% are Returning
- ⇒ 23.3 is the Average Age
- ⇒ 41.5% are HECS-liable; 58.5% are HECS-exempt; 0.0% are HECS-no info
- ⇒ 234 are of Aboriginal and/or Torres Strait Islander descent (0.3%)
- ⇒ 49,791 were born Overseas (59.6%)

- ⇒ 54.1% have Domestic Citizenship
- ⇒ 45.9% have International Citizenship. Comprising:
 - ⇒ 69.0% enrolled at an Australian Campus
 - ⇒ 28.5% enrolled at a Campus in Malaysia/Sth Africa
 - ⇒ 2.5% enrolled with Offshore Partners

Attendance by Campus

	Full-time	Part-time	Total
Caulfield	18819	2335	21154
Clayton	35313	6578	41891
Gippsland	378	20	398
Malaysia	8108	361	8469
Online	354	2198	2552
Parkville	1415	651	2066
Peninsula	3794	767	4561
Sth Africa	2224	245	2469
Total			

9,224 are Domestic Commencing Undergraduates (11.0%)

- ⇒ 83.9% are School Leavers
- ⇒ 85.3% are New to Higher Education

45,224 are Domestic students (54.1%)

- ⇒ 69.7% Speak English at home
- ⇒ 30.3% Speak languages other than English at home
- ⇒ 0.0% Speak an unknown language at home

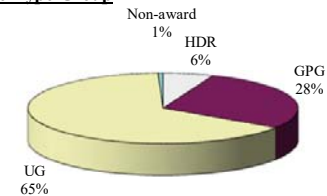
- ⇒ 88.6% Have a permanent residence of Victoria
- ⇒ 11.4% Have a permanent residence of interstate/overseas/unknown

38,336 are International students (45.9%)

- ⇒ 11.0% Speak English at home
- ⇒ 88.6% Speak languages other than English at home
- ⇒ 0.4% Speak an unknown language at home

- ⇒ 66.8% Have a semester residence of Victoria
- ⇒ 33.2% Have a semester residence of interstate/overseas/unknown

Course Type Group



2018 STUDENT PROFILE - Monash Overall

HIGHER DEGREE BY RESEARCH STUDENT ENROLMENTS

5,053 Student enrolments (6.0%)

- ⇨ 51.9% are Female; 48.0% are Male
- ⇨ 77.9% are Full-time; 22.1% are Part-time
- ⇨ 95.8% are Internal; 3.9% are External; 0.3% are Multimodal
- ⇨ 24.1% are Commencing; 75.9% are Returning
- ⇨ 32.0 is the Average Age

- ⇨ 54.6% have Domestic Citizenship
- ⇨ 0.0% have Unknown Citizenship
- ⇨ 45.4% have International Citizenship. Comprising:
 - ⇨ 78.8% enrolled at an Australian Campus
 - ⇨ 21.1% enrolled at a Campus in Malaysia/Sth Africa
 - ⇨ 0.1% enrolled with Offshore Partners

Number of Student enrolments




POSTGRADUATE COURSEWORK STUDENT ENROLMENTS

23,648 Student enrolments (28.3%)

- ⇨ 62.4% are Female; 37.5% are Male; 0.0% are Unspecified
- ⇨ 70.5% are Full-time; 29.5% are Part-time
- ⇨ 62.0% are Internal; 21.7% are External; 16.3% are Multimodal
- ⇨ 48.4% are Commencing; 51.6% are Returning
- ⇨ 27.7 is the Average Age

- ⇨ 41.5% have Domestic Citizenship
- ⇨ 0.0% have Unknown Citizenship
- ⇨ 58.5% have International Citizenship. Comprising:
 - ⇨ 91.6% enrolled at an Australian Campus
 - ⇨ 3.1% enrolled at a Campus in Malaysia/Sth Africa
 - ⇨ 5.3% enrolled with Offshore Partners




UNDERGRADUATE STUDENT ENROLMENTS

54,361 Student enrolments (65.1%)

- ⇨ 54.8% are Female; 45.2% are Male ; 0.0% are Unspecified
- ⇨ 91.4% are Full-time; 8.6% are Part-time
- ⇨ 93.5% are Internal; 0.7% are External; 5.9% are Multimodal
- ⇨ 31.2% are Commencing; 68.8% are Returning
- ⇨ 20.6 is the Average Age

- ⇨ 59.4% have Domestic Citizenship
- ⇨ 0.0% have Unknown Citizenship
- ⇨ 40.6% have International Citizenship. Comprising:
 - ⇨ 53.8% enrolled at an Australian Campus
 - ⇨ 45.3% enrolled at a Campus in Malaysia/Sth Africa
 - ⇨ 0.9% enrolled with Offshore Partners

Number of Student enrolments




NON-AWARD STUDENT ENROLMENTS

498 Student enrolments (0.6%)

- ⇨ 69.3% are Female; 30.7% are Male
- ⇨ 19.1% are Full-time; 80.9% are Part-time
- ⇨ 47.8% are Internal; 49.6% are External; 2.6% are Multimodal
- ⇨ 89.4% are Commencing; 10.6% are Returning
- ⇨ 28.5 is the Average Age

- ⇨ 68.7% have Domestic Citizenship
- ⇨ 0.0% have Unknown Citizenship
- ⇨ 31.3% have International Citizenship. Comprising:
 - ⇨ 71.8% enrolled at an Australian Campus
 - ⇨ 25.6% enrolled at a Campus in Malaysia/Sth Africa
 - ⇨ 2.6% enrolled with Offshore Partners

Number of Student enrolments



2018 STUDENT PROFILE - Art, Design & Architecture

AT A GLANCE

2,578 Student enrolments in 2018

- ⇒ 65.2% are Female; 34.6% are Male; 0.2% are Unspecified
- ⇒ 90.0% are Full-time; 10.0% are Part-time
- ⇒ 94.9% are Internal; 0.8% are External; 4.3% are Multimodal
- ⇒ 42.0% are Commencing; 58.0% are Returning
- ⇒ 22.6 is the Average Age
- ⇒ 53.8% are HECS-liable; 46.2% are HECS-exempt; 0.0% are HECS-no info
- ⇒ 9 are of Aboriginal and/or Torres Strait Islander descent (0.3%)
- ⇒ 1,413 were born Overseas (54.8%)

- ⇒ 59.8% have Domestic Citizenship
- ⇒ 40.2% have International Citizenship. Comprising:
 - ⇒ 96.1% enrolled at an Australian Campus
 - ⇒ 0.0% enrolled at a Campus in Malaysia/Sth Africa
 - ⇒ 3.9% enrolled with Offshore Partners

Attendance by Campus

	Full-time	Part-time	Total
Caulfield	2,320	257	2,577
Clayton	1		1
Gippsland			
Malaysia			
Online			
Parkville			
Peninsula			
Sth Africa			
Total	2,321	257	2,578

464 are Domestic Commencing Undergraduates (18.0%)

- ⇒ 76.7% are School Leavers
- ⇒ 78.0% are New to Higher Education

1,542 are Domestic students (59.8%)

- ⇒ 75.5% Speak English at home
- ⇒ 24.5% Speak languages other than English at home
- ⇒ 0.0% Speak an unknown language at home

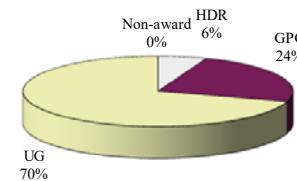
- ⇒ 92.5% Have a permanent residence of Victoria
- ⇒ 7.5% Have a permanent residence of interstate/overseas/unknown

1,036 are International students (40.2%)

- ⇒ 10.5% Speak English at home
- ⇒ 89.5% Speak languages other than English at home
- ⇒ 0.0% Speak an unknown language at home

- ⇒ 94.4% Have a semester residence of Victoria
- ⇒ 5.6% Have a semester residence of interstate/overseas/unknown

Course Type Group



2018 STUDENT PROFILE - Art, Design & Architecture

HIGHER DEGREE BY RESEARCH STUDENT ENROLMENTS

151 Student enrolments (5.9%)

- ⇨ 56.3% are Female; 43.0% are Male
- ⇨ 61.6% are Full-time; 38.4% are Part-time
- ⇨ 87.4% are Internal; 11.9% are External; 0.7% are Multimodal
- ⇨ 31.8% are Commencing; 68.2% are Returning
- ⇨ 37.3 is the Average Age

- ⇨ 85.4% have Domestic Citizenship
- ⇨ 0.0% have Unknown Citizenship
- ⇨ 14.6% have International Citizenship. Comprising:
 - ⇨ 100.0% enrolled at an Australian Campus
 - ⇨ 0.0% enrolled at a Campus in Malaysia/Sth Africa
 - ⇨ 0.0% enrolled with Offshore Partners

Number of Student enrolments




POSTGRADUATE COURSEWORK STUDENT ENROLMENTS

618 Student enrolments (24.0%)

- ⇨ 63.6% are Female; 36.4% are Male
- ⇨ 94.8% are Full-time; 5.2% are Part-time
- ⇨ 96.1% are Internal; 0.2% are External; 3.7% are Multimodal
- ⇨ 50.6% are Commencing; 49.4% are Returning
- ⇨ 24.1 is the Average Age

- ⇨ 25.2% have Domestic Citizenship
- ⇨ 0.0% have Unknown Citizenship
- ⇨ 74.8% have International Citizenship. Comprising:
 - ⇨ 91.3% enrolled at an Australian Campus
 - ⇨ 0.0% enrolled at a Campus in Malaysia/Sth Africa
 - ⇨ 8.7% enrolled with Offshore Partners




UNDERGRADUATE STUDENT ENROLMENTS

1,809 Student enrolments (70.2%)

- ⇨ 66.6% are Female; 33.2% are Male; 0.2% are Unspecified
- ⇨ 90.8% are Full-time; 9.2% are Part-time
- ⇨ 95.1% are Internal; 0.1% are External; 4.8% are Multimodal
- ⇨ 39.9% are Commencing; 60.1% are Returning
- ⇨ 20.9 is the Average Age

- ⇨ 69.5% have Domestic Citizenship
- ⇨ 0.0% have Unknown Citizenship
- ⇨ 30.5% have International Citizenship. Comprising:
 - ⇨ 100.0% enrolled at an Australian Campus
 - ⇨ 0.0% enrolled at a Campus in Malaysia/Sth Africa
 - ⇨ 0.0% enrolled with Offshore Partners

Number of Student enrolments



NON-AWARD STUDENT ENROLMENTS

Number of Student enrolments

0 Student enrolments (0.0%)

2018 STUDENT PROFILE - Arts

AT A GLANCE

8,248 Student enrolments in 2018

- ⇒ 69.3% are Female; 30.6% are Male; 0.1% are Unspecified
- ⇒ 84.3% are Full-time; 15.7% are Part-time
- ⇒ 80.0% are Internal; 1.5% are External; 18.5% are Multimodal
- ⇒ 36.1% are Commencing; 63.9% are Returning
- ⇒ 23.2 is the Average Age
- ⇒ 42.4% are HECS-liable; 57.6% are HECS-exempt; 0.0% are HECS-no info
- ⇒ 43 are of Aboriginal and/or Torres Strait Islander descent (0.5%)
- ⇒ 4,699 were born Overseas (57.0%)

- ⇒ 53.5% have Domestic Citizenship
- ⇒ 46.5% have International Citizenship. Comprising:
 - ⇒ 56.6% enrolled at an Australian Campus
 - ⇒ 42.4% enrolled at a Campus in Malaysia/Sth Africa
 - ⇒ 1.0% enrolled with Offshore Partners

Attendance by Campus

	Full-time	Part-time	Total
Caulfield	2,225	340	2,565
Clayton	3,230	819	4,049
Gippsland	1	7	8
Malaysia	626	53	679
Online			
Parkville			
Peninsula			
Sth Africa	871	76	947
Total	6,953	1,295	8,248

1,114 are Domestic Commencing Undergraduates (13.5%)

- ⇒ 82.0% are School Leavers
- ⇒ 84.2% are New to Higher Education

4,413 are Domestic students (53.5%)

- ⇒ 81.0% Speak English at home
- ⇒ 19.0% Speak languages other than English at home
- ⇒ 0.0% Speak an unknown language at home

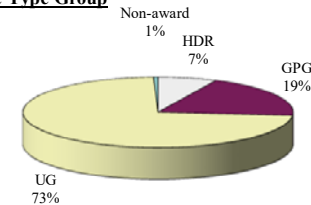
- ⇒ 91.3% Have a permanent residence of Victoria
- ⇒ 8.7% Have a permanent residence of interstate/overseas/unknown

3,835 are International students (46.5%)

- ⇒ 15.9% Speak English at home
- ⇒ 82.9% Speak languages other than English at home
- ⇒ 1.2% Speak an unknown language at home

- ⇒ 54.9% Have a semester residence of Victoria
- ⇒ 45.1% Have a semester residence of interstate/overseas/unknown

Course Type Group



2018 STUDENT PROFILE - Arts

HIGHER DEGREE BY RESEARCH STUDENT ENROLMENTS

584 Student enrolments (7.1%)

- ⇨ 58.2% are Female; 41.8% are Male
- ⇨ 64.9% are Full-time; 35.1% are Part-time
- ⇨ 94.9% are Internal; 4.1% are External; 1.0% are Multimodal
- ⇨ 23.5% are Commencing; 76.5% are Returning
- ⇨ 35.7 is the Average Age

- ⇨ 72.3% have Domestic Citizenship
- ⇨ 0.0% have Unknown Citizenship
- ⇨ 27.7% have International Citizenship. Comprising:
 - ⇨ 75.9% enrolled at an Australian Campus
 - ⇨ 24.1% enrolled at a Campus in Malaysia/Sth Africa
 - ⇨ 0.0% enrolled with Offshore Partners

Number of Student enrolments




POSTGRADUATE COURSEWORK STUDENT ENROLMENTS

1,608 Student enrolments (19.5%)

- ⇨ 70.5% are Female; 29.4% are Male
- ⇨ 82.8% are Full-time; 17.2% are Part-time
- ⇨ 64.9% are Internal; 4.7% are External; 30.3% are Multimodal
- ⇨ 45.3% are Commencing; 54.7% are Returning
- ⇨ 25.8 is the Average Age

- ⇨ 31.8% have Domestic Citizenship
- ⇨ 0.0% have Unknown Citizenship
- ⇨ 68.2% have International Citizenship. Comprising:
 - ⇨ 94.0% enrolled at an Australian Campus
 - ⇨ 2.4% enrolled at a Campus in Malaysia/Sth Africa
 - ⇨ 3.6% enrolled with Offshore Partners



UNDERGRADUATE STUDENT ENROLMENTS

6,012 Student enrolments (72.9%)

- ⇨ 70.0% are Female; 29.8% are Male; 0.1% are Unspecified
- ⇨ 86.9% are Full-time; 13.1% are Part-time
- ⇨ 82.5% are Internal; 0.4% are External; 17.0% are Multimodal
- ⇨ 34.5% are Commencing; 65.5% are Returning
- ⇨ 21.3 is the Average Age

- ⇨ 57.5% have Domestic Citizenship
- ⇨ 0.0% have Unknown Citizenship
- ⇨ 42.5% have International Citizenship. Comprising:
 - ⇨ 38.9% enrolled at an Australian Campus
 - ⇨ 61.1% enrolled at a Campus in Malaysia/Sth Africa
 - ⇨ 0.0% enrolled with Offshore Partners

Number of Student enrolments




NON-AWARD STUDENT ENROLMENTS

44 Student enrolments (0.5%)

- ⇨ 68.2% are Female; 31.8% are Male
- ⇨ 40.9% are Full-time; 59.1% are Part-time
- ⇨ 81.8% are Internal; 0.0% are External; 18.2% are Multimodal
- ⇨ 95.5% are Commencing; 4.5% are Returning
- ⇨ 24.1 is the Average Age

- ⇨ 47.7% have Domestic Citizenship
- ⇨ 0.0% have Unknown Citizenship
- ⇨ 52.3% have International Citizenship. Comprising:
 - ⇨ 91.3% enrolled at an Australian Campus
 - ⇨ 8.7% enrolled at a Campus in Malaysia/Sth Africa
 - ⇨ 0.0% enrolled with Offshore Partners

Number of Student enrolments



2018 STUDENT PROFILE - Business and Economics

AT A GLANCE

21,507 Student enrolments in 2018

- ⇒ 52.7% are Female; 47.3% are Male; 0.0% are Unspecified
- ⇒ 90.8% are Full-time; 9.2% are Part-time
- ⇒ 96.7% are Internal; 0.8% are External; 2.5% are Multimodal
- ⇒ 36.7% are Commencing; 63.3% are Returning
- ⇒ 21.5 is the Average Age
- ⇒ 28.9% are HECS-liable; 71.1% are HECS-exempt; 0.0% are HECS-no info
- ⇒ 9 are of Aboriginal and/or Torres Strait Islander descent (0.0%)
- ⇒ 16,208 were born Overseas (75.4%)

- ⇒ 32.9% have Domestic Citizenship
- ⇒ 67.1% have International Citizenship. Comprising:
 - ⇒ 71.9% enrolled at an Australian Campus
 - ⇒ 27.8% enrolled at a Campus in Malaysia/Sth Africa
 - ⇒ 0.3% enrolled with Offshore Partners

Attendance by Campus

	Full-time	Part-time	Total
Caulfield	10,401	1,244	11,645
Clayton	4,720	427	5,147
Gippsland	1	7	8
Malaysia	2,858	124	2,982
Online			
Parkville			
Peninsula	625	65	690
Sth Africa	916	119	1,035
Total	19,521	1,986	21,507

1,774 are Domestic Commencing Undergraduates (8.2%)

- ⇒ 88.8% are School Leavers
- ⇒ 89.6% are New to Higher Education

7,082 are Domestic students (32.9%)

- ⇒ 64.4% Speak English at home
- ⇒ 35.6% Speak languages other than English at home
- ⇒ 0.0% Speak an unknown language at home

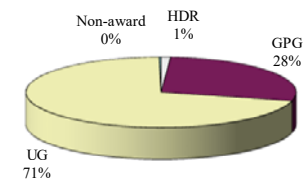
- ⇒ 94.9% Have a permanent residence of Victoria
- ⇒ 5.1% Have a permanent residence of interstate/overseas/unknown

14,425 are International students (67.1%)

- ⇒ 11.1% Speak English at home
- ⇒ 88.3% Speak languages other than English at home
- ⇒ 0.5% Speak an unknown language at home

- ⇒ 70.3% Have a semester residence of Victoria
- ⇒ 29.7% Have a semester residence of interstate/overseas/unknown

Course Type Group



2018 STUDENT PROFILE - Business and Economics

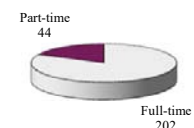
HIGHER DEGREE BY RESEARCH STUDENT ENROLMENTS

246 Student enrolments (1.1%)

- ⇨ 57.7% are Female; 42.3% are Male
- ⇨ 82.1% are Full-time; 17.9% are Part-time
- ⇨ 99.2% are Internal; 0.8% are External; 0.0% are Multimodal
- ⇨ 20.3% are Commencing; 79.7% are Returning
- ⇨ 32.3 is the Average Age

- ⇨ 36.6% have Domestic Citizenship
- ⇨ 0.0% have Unknown Citizenship
- ⇨ 63.4% have International Citizenship. Comprising:
 - ⇨ 66.0% enrolled at an Australian Campus
 - ⇨ 34.0% enrolled at a Campus in Malaysia/Sth Africa
 - ⇨ 0.0% enrolled with Offshore Partners

Number of Student enrolments

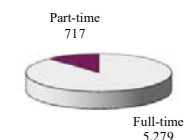


POSTGRADUATE COURSEWORK STUDENT ENROLMENTS

5,996 Student enrolments (27.9%)

- ⇨ 58.1% are Female; 41.9% are Male
- ⇨ 88.0% are Full-time; 12.0% are Part-time
- ⇨ 95.0% are Internal; 2.3% are External; 2.7% are Multimodal
- ⇨ 45.2% are Commencing; 54.8% are Returning
- ⇨ 24.6 is the Average Age

- ⇨ 12.5% have Domestic Citizenship
- ⇨ 0.0% have Unknown Citizenship
- ⇨ 87.5% have International Citizenship. Comprising:
 - ⇨ 94.8% enrolled at an Australian Campus
 - ⇨ 4.5% enrolled at a Campus in Malaysia/Sth Africa
 - ⇨ 0.8% enrolled with Offshore Partners



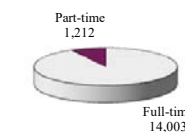
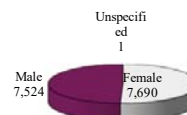
UNDERGRADUATE STUDENT ENROLMENTS

15,215 Student enrolments (70.7%)

- ⇨ 50.5% are Female; 49.5% are Male; 0.0% are Unspecified
- ⇨ 92.0% are Full-time; 8.0% are Part-time
- ⇨ 97.3% are Internal; 0.2% are External; 2.5% are Multimodal
- ⇨ 33.4% are Commencing; 66.6% are Returning
- ⇨ 20.1 is the Average Age

- ⇨ 41.0% have Domestic Citizenship
- ⇨ 0.0% have Unknown Citizenship
- ⇨ 59.0% have International Citizenship. Comprising:
 - ⇨ 58.8% enrolled at an Australian Campus
 - ⇨ 41.2% enrolled at a Campus in Malaysia/Sth Africa
 - ⇨ 0.0% enrolled with Offshore Partners

Number of Student enrolments



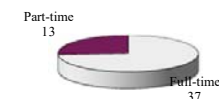
NON-AWARD STUDENT ENROLMENTS

50 Student enrolments (0.2%)

- ⇨ 54.0% are Female; 46.0% are Male
- ⇨ 74.0% are Full-time; 26.0% are Part-time
- ⇨ 94.0% are Internal; 6.0% are External; 0.0% are Multimodal
- ⇨ 80.0% are Commencing; 20.0% are Returning
- ⇨ 24.7 is the Average Age

- ⇨ 26.0% have Domestic Citizenship
- ⇨ 0.0% have Unknown Citizenship
- ⇨ 74.0% have International Citizenship. Comprising:
 - ⇨ 37.8% enrolled at an Australian Campus
 - ⇨ 62.2% enrolled at a Campus in Malaysia/Sth Africa
 - ⇨ 0.0% enrolled with Offshore Partners

Number of Student enrolments



2018 STUDENT PROFILE - Education

AT A GLANCE

7,336 Student enrolments in 2018

- ⇒ 78.7% are Female; 21.2% are Male; 0.1% are Unspecified
- ⇒ 80.3% are Full-time; 19.7% are Part-time
- ⇒ 56.2% are Internal; 11.9% are External; 32.0% are Multimodal
- ⇒ 42.7% are Commencing; 57.3% are Returning
- ⇒ 27.5 is the Average Age
- ⇒ 41.0% are HECS-liable; 59.0% are HECS-exempt; 0.0% are HECS-no info
- ⇒ 25 are of Aboriginal and/or Torres Strait Islander descent (0.3%)
- ⇒ 3,919 were born Overseas (53.4%)

- ⇒ 59.0% have Domestic Citizenship
- ⇒ 41.0% have International Citizenship. Comprising:
 - ⇒ 71.8% enrolled at an Australian Campus
 - ⇒ 3.4% enrolled at a Campus in Malaysia/Sth Africa
 - ⇒ 24.8% enrolled with Offshore Partners

Attendance by Campus

	Full-time	Part-time	Total
Caulfield			
Clayton	4,773	1,199	5,972
Gippsland		4	4
Malaysia	88	15	103
Online			
Parkville			
Peninsula	1,032	225	1,257
Sth Africa			
Total	5,893	1,443	7,336

626 are Domestic Commencing Undergraduates (8.5%)

- ⇒ 83.2% are School Leavers
- ⇒ 86.3% are New to Higher Education

4,327 are Domestic students (59.0%)

- ⇒ 79.2% Speak English at home
- ⇒ 20.8% Speak languages other than English at home
- ⇒ 0.0% Speak an unknown language at home

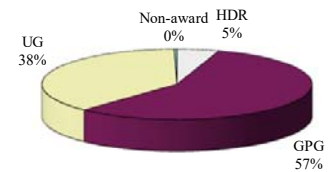
- ⇒ 90.5% Have a permanent residence of Victoria
- ⇒ 9.5% Have a permanent residence of interstate/overseas/unknown

3,009 are International students (41.0%)

- ⇒ 12.5% Speak English at home
- ⇒ 87.5% Speak languages other than English at home
- ⇒ 0.0% Speak an unknown language at home

- ⇒ 70.3% Have a semester residence of Victoria
- ⇒ 29.7% Have a semester residence of interstate/overseas/unknown

Course Type Group



2018 STUDENT PROFILE - Education


HIGHER DEGREE BY RESEARCH STUDENT ENROLMENTS

369 Student enrolments (5.0%)

- ⇨ 75.1% are Female; 24.9% are Male
- ⇨ 57.2% are Full-time; 42.8% are Part-time
- ⇨ 90.2% are Internal; 8.7% are External; 1.1% are Multimodal
- ⇨ 19.2% are Commencing; 80.8% are Returning
- ⇨ 41.2 is the Average Age

- ⇨ 71.3% have Domestic Citizenship
- ⇨ 0.0% have Unknown Citizenship
- ⇨ 28.7% have International Citizenship. Comprising:
 - ⇨ 97.2% enrolled at an Australian Campus
 - ⇨ 0.0% enrolled at a Campus in Malaysia/Sth Africa
 - ⇨ 2.8% enrolled with Offshore Partners

Number of Student enrolments



POSTGRADUATE COURSEWORK STUDENT ENROLMENTS

4,179 Student enrolments (57.0%)

- ⇨ 78.7% are Female; 21.3% are Male; 0.1% are Unspecified"
- ⇨ 76.3% are Full-time; 23.7% are Part-time
- ⇨ 30.9% are Internal; 15.1% are External; 54.0% are Multimodal
- ⇨ 51.1% are Commencing; 48.9% are Returning
- ⇨ 30.3 is the Average Age

- ⇨ 46.6% have Domestic Citizenship
- ⇨ 0.0% have Unknown Citizenship
- ⇨ 53.4% have International Citizenship. Comprising:
 - ⇨ 71.3% enrolled at an Australian Campus
 - ⇨ 4.6% enrolled at a Campus in Malaysia/Sth Africa
 - ⇨ 24.0% enrolled with Offshore Partners




UNDERGRADUATE STUDENT ENROLMENTS

2,763 Student enrolments (37.7%)

- ⇨ 79.3% are Female; 20.7% are Male; 0.0% are Unspecified
- ⇨ 90.2% are Full-time; 9.8% are Part-time
- ⇨ 89.6% are Internal; 7.3% are External; 3.0% are Multimodal
- ⇨ 32.7% are Commencing; 67.3% are Returning
- ⇨ 21.3 is the Average Age

- ⇨ 75.9% have Domestic Citizenship
- ⇨ 0.0% have Unknown Citizenship
- ⇨ 24.1% have International Citizenship. Comprising:
 - ⇨ 69.8% enrolled at an Australian Campus
 - ⇨ 0.0% enrolled at a Campus in Malaysia/Sth Africa
 - ⇨ 30.2% enrolled with Offshore Partners

Number of Student enrolments



NON-AWARD STUDENT ENROLMENTS

25 Student enrolments (0.3%)

- ⇨ 84.0% are Female; 16.0% are Male
- ⇨ 0.0% are Full-time; 100.0% are Part-time
- ⇨ 80.0% are Internal; 16.0% are External; 4.0% are Multimodal
- ⇨ 100.0% are Commencing; 0.0% are Returning
- ⇨ 35.4 is the Average Age

- ⇨ 84.0% have Domestic Citizenship
- ⇨ 0.0% have Unknown Citizenship
- ⇨ 16.0% have International Citizenship. Comprising:
 - ⇨ 0.0% enrolled at an Australian Campus
 - ⇨ 0.0% enrolled at a Campus in Malaysia/Sth Africa
 - ⇨ 100.0% enrolled with Offshore Partners

Number of Student enrolments



2018 STUDENT PROFILE - Engineering

AT A GLANCE

8,980 Student enrolments in 2018

- ⇒ 23.6% are Female; 76.4% are Male; 0.0% are Unspecified
- ⇒ 93.6% are Full-time; 6.4% are Part-time
- ⇒ 96.6% are Internal; 1.3% are External; 2.0% are Multimodal
- ⇒ 27.2% are Commencing; 72.8% are Returning
- ⇒ 21.6 is the Average Age
- ⇒ 43.0% are HECS-liable; 57.0% are HECS-exempt; 0.0% are HECS-no info
- ⇒ 10 are of Aboriginal and/or Torres Strait Islander descent (0.1%)
- ⇒ 6,045 were born Overseas (67.3%)

- ⇒ 47.2% have Domestic Citizenship
- ⇒ 52.8% have International Citizenship. Comprising:
 - ⇒ 60.7% enrolled at an Australian Campus
 - ⇒ 38.2% enrolled at a Campus in Malaysia/Sth Africa
 - ⇒ 1.0% enrolled with Offshore Partners

Attendance by Campus

	Full-time	Part-time	Total
Caulfield			
Clayton	6,639	527	7,166
Gippsland			
Malaysia	1,769	45	1,814
Online			
Parkville			
Peninsula			
Sth Africa			
Total	8,408	572	8,980

876 are Domestic Commencing Undergraduates (9.8%)

- ⇒ 92.1% are School Leavers
- ⇒ 93.0% are New to Higher Education

4,239 are Domestic students (47.2%)

- ⇒ 60.0% Speak English at home
- ⇒ 40.0% Speak languages other than English at home
- ⇒ 0.0% Speak an unknown language at home

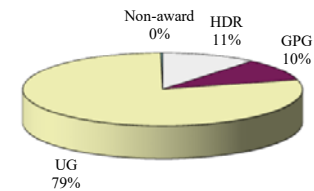
- ⇒ 92.1% Have a permanent residence of Victoria
- ⇒ 7.9% Have a permanent residence of interstate/overseas/unknown

4,741 are International students (52.8%)

- ⇒ 7.2% Speak English at home
- ⇒ 92.8% Speak languages other than English at home
- ⇒ 0.0% Speak an unknown language at home

- ⇒ 55.5% Have a semester residence of Victoria
- ⇒ 44.5% Have a semester residence of interstate/overseas/unknown

Course Type Group



2018 STUDENT PROFILE - Engineering

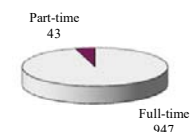
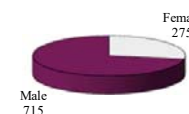
HIGHER DEGREE BY RESEARCH STUDENT ENROLMENTS

990 Student enrolments (11.0%)

- ⇨ 27.8% are Female; 72.2% are Male
- ⇨ 95.7% are Full-time; 4.3% are Part-time
- ⇨ 99.4% are Internal; 0.5% are External; 0.1% are Multimodal
- ⇨ 24.2% are Commencing; 75.8% are Returning
- ⇨ 27.5 is the Average Age

- ⇨ 23.9% have Domestic Citizenship
- ⇨ 0.0% have Unknown Citizenship
- ⇨ 76.1% have International Citizenship. Comprising:
 - ⇨ 80.7% enrolled at an Australian Campus
 - ⇨ 19.3% enrolled at a Campus in Malaysia/Sth Africa
 - ⇨ 0.0% enrolled with Offshore Partners

Number of Student enrolments

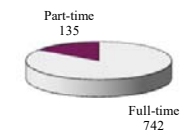
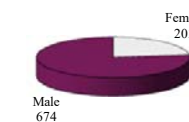


POSTGRADUATE COURSEWORK STUDENT ENROLMENTS

877 Student enrolments (9.8%)

- ⇨ 23.1% are Female; 76.9% are Male
- ⇨ 84.6% are Full-time; 15.4% are Part-time
- ⇨ 80.5% are Internal; 11.6% are External; 7.9% are Multimodal
- ⇨ 54.7% are Commencing; 45.3% are Returning
- ⇨ 24.8 is the Average Age

- ⇨ 14.9% have Domestic Citizenship
- ⇨ 0.0% have Unknown Citizenship
- ⇨ 85.1% have International Citizenship. Comprising:
 - ⇨ 92.2% enrolled at an Australian Campus
 - ⇨ 1.3% enrolled at a Campus in Malaysia/Sth Africa
 - ⇨ 6.4% enrolled with Offshore Partners



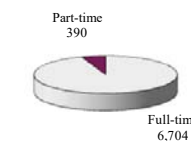
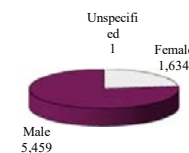
UNDERGRADUATE STUDENT ENROLMENTS

7,094 Student enrolments (79.0%)

- ⇨ 23.0% are Female; 77.0% are Male; 0.0% are Unspecified
- ⇨ 94.5% are Full-time; 5.5% are Part-time
- ⇨ 98.3% are Internal; 0.2% are External; 1.6% are Multimodal
- ⇨ 24.0% are Commencing; 76.0% are Returning
- ⇨ 20.4 is the Average Age

- ⇨ 54.5% have Domestic Citizenship
- ⇨ 0.0% have Unknown Citizenship
- ⇨ 45.5% have International Citizenship. Comprising:
 - ⇨ 48.9% enrolled at an Australian Campus
 - ⇨ 51.1% enrolled at a Campus in Malaysia/Sth Africa
 - ⇨ 0.0% enrolled with Offshore Partners

Number of Student enrolments



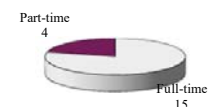
NON-AWARD STUDENT ENROLMENTS

19 Student enrolments (0.2%)

- ⇨ 31.6% are Female; 68.4% are Male
- ⇨ 78.9% are Full-time; 21.1% are Part-time
- ⇨ 73.7% are Internal; 15.8% are External; 10.5% are Multimodal
- ⇨ 89.5% are Commencing; 10.5% are Returning
- ⇨ 23.1 is the Average Age

- ⇨ 26.3% have Domestic Citizenship
- ⇨ 0.0% have Unknown Citizenship
- ⇨ 73.7% have International Citizenship. Comprising:
 - ⇨ 35.7% enrolled at an Australian Campus
 - ⇨ 64.3% enrolled at a Campus in Malaysia/Sth Africa
 - ⇨ 0.0% enrolled with Offshore Partners

Number of Student enrolments



2018 STUDENT PROFILE - Information Technology

AT A GLANCE

6,421 Student enrolments in 2018

- ⇒ 28.8% are Female; 71.2% are Male
- ⇒ 87.3% are Full-time; 12.7% are Part-time
- ⇒ 93.0% are Internal; 5.0% are External; 2.0% are Multimodal
- ⇒ 46.0% are Commencing; 54.0% are Returning
- ⇒ 23.7 is the Average Age
- ⇒ 15.6% are HECS-liable; 84.4% are HECS-exempt; 0.0% are HECS-no info
- ⇒ 9 are of Aboriginal and/or Torres Strait Islander descent (0.1%)
- ⇒ 5,387 were born Overseas (83.9%)

- ⇒ 26.1% have Domestic Citizenship
- ⇒ 73.9% have International Citizenship. Comprising:
 - ⇒ 82.3% enrolled at an Australian Campus
 - ⇒ 17.1% enrolled at a Campus in Malaysia/Sth Africa
 - ⇒ 0.7% enrolled with Offshore Partners

Attendance by Campus

	Full-time	Part-time	Total
Caulfield	3,156	302	3,458
Clayton	1,694	181	1,875
Gippsland		1	1
Malaysia	474	46	520
Online	27	250	277
Parkville			
Peninsula			
Sth Africa	253	37	290
Total	5,604	817	6,421

311 are Domestic Commencing Undergraduates (4.8%)

- ⇒ 72.7% are School Leavers
- ⇒ 74.6% are New to Higher Education

1,673 are Domestic students (26.1%)

- ⇒ 58.9% Speak English at home
- ⇒ 41.1% Speak languages other than English at home
- ⇒ 0.0% Speak an unknown language at home

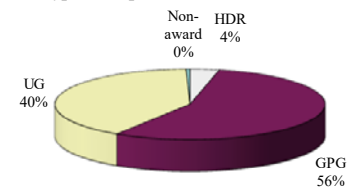
- ⇒ 85.8% Have a permanent residence of Victoria
- ⇒ 14.2% Have a permanent residence of interstate/overseas/unknown

4,748 are International students (73.9%)

- ⇒ 9.7% Speak English at home
- ⇒ 90.0% Speak languages other than English at home
- ⇒ 0.3% Speak an unknown language at home

- ⇒ 81.1% Have a semester residence of Victoria
- ⇒ 18.9% Have a semester residence of interstate/overseas/unknown

Course Type Group



2018 STUDENT PROFILE - Information Technology

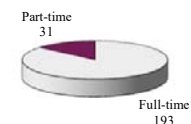
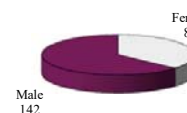
HIGHER DEGREE BY RESEARCH STUDENT ENROLMENTS

224 Student enrolments (3.5%)

- ⇨ 36.6% are Female; 63.4% are Male
- ⇨ 86.2% are Full-time; 13.8% are Part-time
- ⇨ 95.5% are Internal; 4.5% are External; 0.0% are Multimodal
- ⇨ 25.0% are Commencing; 75.0% are Returning
- ⇨ 31.6 is the Average Age

- ⇨ 31.3% have Domestic Citizenship
- ⇨ 0.0% have Unknown Citizenship
- ⇨ 68.8% have International Citizenship. Comprising:
 - ⇨ 82.5% enrolled at an Australian Campus
 - ⇨ 17.5% enrolled at a Campus in Malaysia/Sth Africa
 - ⇨ 0.0% enrolled with Offshore Partners

Number of Student enrolments

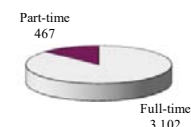
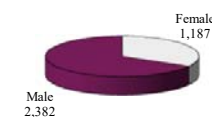


POSTGRADUATE COURSEWORK STUDENT ENROLMENTS

3,569 Student enrolments (55.6%)

- ⇨ 33.3% are Female; 66.7% are Male
- ⇨ 86.9% are Full-time; 13.1% are Part-time
- ⇨ 89.9% are Internal; 8.0% are External; 2.1% are Multimodal
- ⇨ 54.5% are Commencing; 45.5% are Returning
- ⇨ 25.4 is the Average Age

- ⇨ 16.3% have Domestic Citizenship
- ⇨ 0.0% have Unknown Citizenship
- ⇨ 83.7% have International Citizenship. Comprising:
 - ⇨ 97.3% enrolled at an Australian Campus
 - ⇨ 1.6% enrolled at a Campus in Malaysia/Sth Africa
 - ⇨ 1.0% enrolled with Offshore Partners



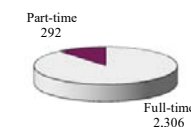
UNDERGRADUATE STUDENT ENROLMENTS

2,598 Student enrolments (40.5%)

- ⇨ 22.0% are Female; 77.9% are Male
- ⇨ 88.8% are Full-time; 11.2% are Part-time
- ⇨ 97.8% are Internal; 0.1% are External; 2.1% are Multimodal
- ⇨ 35.6% are Commencing; 64.4% are Returning
- ⇨ 20.5 is the Average Age

- ⇨ 38.5% have Domestic Citizenship
- ⇨ 0.0% have Unknown Citizenship
- ⇨ 61.5% have International Citizenship. Comprising:
 - ⇨ 54.2% enrolled at an Australian Campus
 - ⇨ 45.8% enrolled at a Campus in Malaysia/Sth Africa
 - ⇨ 0.0% enrolled with Offshore Partners

Number of Student enrolments



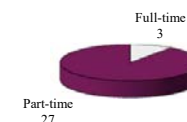
NON-AWARD STUDENT ENROLMENTS

30 Student enrolments (0.5%)

- ⇨ 33.3% are Female; 66.7% are Male
- ⇨ 10.0% are Full-time; 90.0% are Part-time
- ⇨ 26.7% are Internal; 73.3% are External; 0.0% are Multimodal
- ⇨ 93.3% are Commencing; 6.7% are Returning
- ⇨ 29.6 is the Average Age

- ⇨ 73.3% have Domestic Citizenship
- ⇨ 0.0% have Unknown Citizenship
- ⇨ 26.7% have International Citizenship. Comprising:
 - ⇨ 75.0% enrolled at an Australian Campus
 - ⇨ 25.0% enrolled at a Campus in Malaysia/Sth Africa
 - ⇨ 0.0% enrolled with Offshore Partners

Number of Student enrolments



2018 STUDENT PROFILE - Law

AT A GLANCE

4,013 Student enrolments in 2018

- ⇒ 61.2% are Female; 38.7% are Male
- ⇒ 79.9% are Full-time; 20.1% are Part-time
- ⇒ 90.6% are Internal; 1.5% are External; 7.9% are Multimodal
- ⇒ 20.4% are Commencing; 79.6% are Returning
- ⇒ 23.1 is the Average Age
- ⇒ 73.2% are HECS-liable; 26.8% are HECS-exempt; 0.0% are HECS-no info
- ⇒ 17 are of Aboriginal and/or Torres Strait Islander descent (0.4%)
- ⇒ 1,093 were born Overseas (27.2%)

- ⇒ 92.2% have Domestic Citizenship
- ⇒ 7.8% have International Citizenship. Comprising:
 - ⇒ 100.0% enrolled at an Australian Campus
 - ⇒ 0.0% enrolled at a Campus in Malaysia/Sth Africa
 - ⇒ 0.0% enrolled with Offshore Partners

Attendance by Campus

	Full-time	Part-time	Total
Caulfield			
Clayton	3,205	808	4,013
Gippsland			
Malaysia			
Online			
Parkville			
Peninsula			
Sth Africa			
Total	3,205	808	4,013

379 are Domestic Commencing Undergraduates (9.4%)

- ⇒ 92.1% are School Leavers
- ⇒ 92.3% are New to Higher Education

3,701 are Domestic students (92.2%)

- ⇒ 72.1% Speak English at home
- ⇒ 27.9% Speak languages other than English at home
- ⇒ 0.0% Speak an unknown language at home

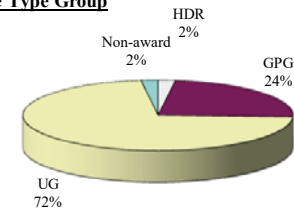
- ⇒ 94.5% Have a permanent residence of Victoria
- ⇒ 5.5% Have a permanent residence of interstate/overseas/unknown

312 are International students (7.8%)

- ⇒ 19.9% Speak English at home
- ⇒ 80.1% Speak languages other than English at home
- ⇒ 0.0% Speak an unknown language at home

- ⇒ 97.4% Have a semester residence of Victoria
- ⇒ 2.6% Have a semester residence of interstate/overseas/unknown

Course Type Group



2018 STUDENT PROFILE - Law

HIGHER DEGREE BY RESEARCH STUDENT ENROLMENTS

83 Student enrolments (2.1%)

- ⇨ 51.8% are Female; 48.2% are Male
- ⇨ 34.9% are Full-time; 65.1% are Part-time
- ⇨ 80.7% are Internal; 18.1% are External; 1.2% are Multimodal
- ⇨ 9.6% are Commencing; 90.4% are Returning
- ⇨ 40.1 is the Average Age

- ⇨ 83.1% have Domestic Citizenship
- ⇨ 0.0% have Unknown Citizenship
- ⇨ 16.9% have International Citizenship. Comprising:
 - ⇨ 100.0% enrolled at an Australian Campus
 - ⇨ 0.0% enrolled at a Campus in Malaysia/Sth Africa
 - ⇨ 0.0% enrolled with Offshore Partners

Number of Student enrolments




POSTGRADUATE COURSEWORK STUDENT ENROLMENTS

953 Student enrolments (23.7%)

- ⇨ 65.9% are Female; 34.1% are Male
- ⇨ 56.2% are Full-time; 43.8% are Part-time
- ⇨ 93.8% are Internal; 0.2% are External; 6.0% are Multimodal
- ⇨ 33.2% are Commencing; 66.8% are Returning
- ⇨ 27.8 is the Average Age

- ⇨ 89.6% have Domestic Citizenship
- ⇨ 0.0% have Unknown Citizenship
- ⇨ 10.4% have International Citizenship. Comprising:
 - ⇨ 100.0% enrolled at an Australian Campus
 - ⇨ 0.0% enrolled at a Campus in Malaysia/Sth Africa
 - ⇨ 0.0% enrolled with Offshore Partners




UNDERGRADUATE STUDENT ENROLMENTS

2,896 Student enrolments (72.2%)

- ⇨ 59.8% are Female; 40.2% are Male
- ⇨ 90.7% are Full-time; 9.3% are Part-time
- ⇨ 89.5% are Internal; 1.5% are External; 9.0% are Multimodal
- ⇨ 14.8% are Commencing; 85.2% are Returning
- ⇨ 20.9 is the Average Age

- ⇨ 94.7% have Domestic Citizenship
- ⇨ 0.0% have Unknown Citizenship
- ⇨ 5.3% have International Citizenship. Comprising:
 - ⇨ 100.0% enrolled at an Australian Campus
 - ⇨ 0.0% enrolled at a Campus in Malaysia/Sth Africa
 - ⇨ 0.0% enrolled with Offshore Partners

Number of Student enrolments




NON-AWARD STUDENT ENROLMENTS

81 Student enrolments (2.0%)

- ⇨ 66.7% are Female; 33.3% are Male
- ⇨ 16.0% are Full-time; 84.0% are Part-time
- ⇨ 100.0% are Internal; 0.0% are External; 0.0% are Multimodal
- ⇨ 80.2% are Commencing; 19.8% are Returning
- ⇨ 29.3 is the Average Age

- ⇨ 43.2% have Domestic Citizenship
- ⇨ 0.0% have Unknown Citizenship
- ⇨ 56.8% have International Citizenship. Comprising:
 - ⇨ 100.0% enrolled at an Australian Campus
 - ⇨ 0.0% enrolled at a Campus in Malaysia/Sth Africa
 - ⇨ 0.0% enrolled with Offshore Partners

Number of Student enrolments



2018 STUDENT PROFILE - Medicine, Nursing and Health Science

AT A GLANCE

15,437 Student enrolments in 2018

- ⇒ 71.5% are Female; 28.4% are Male; 0.0% are Unspecified
- ⇒ 70.8% are Full-time; 29.2% are Part-time
- ⇒ 68.2% are Internal; 23.7% are External; 8.1% are Multimodal
- ⇒ 37.8% are Commencing; 62.2% are Returning
- ⇒ 25.7 is the Average Age
- ⇒ 47.3% are HECS-liable; 52.7% are HECS-exempt; 0.0% are HECS-no info
- ⇒ 88 are of Aboriginal and/or Torres Strait Islander descent (0.6%)
- ⇒ 6,734 were born Overseas (43.6%)

- ⇒ 77.4% have Domestic Citizenship
- ⇒ 22.6% have International Citizenship. Comprising:
 - ⇒ 65.9% enrolled at an Australian Campus
 - ⇒ 34.1% enrolled at a Campus in Malaysia/Sth Africa
 - ⇒ 0.0% enrolled with Offshore Partners

Attendance by Campus

	Full-time	Part-time	Total
Caulfield	717	192	909
Clayton	6,216	1,853	8,069
Gippsland	375		375
Malaysia	975	23	998
Online	327	1,948	2,275
Parkville			
Peninsula	2,137	477	2,614
Sth Africa	184	13	197
Total	10,931	4,506	15,437

2,112 are Domestic Commencing Undergraduates (13.7%)

- ⇒ 81.9% are School Leavers
- ⇒ 83.8% are New to Higher Education

11,943 are Domestic students (77.4%)

- ⇒ 71.1% Speak English at home
- ⇒ 28.9% Speak languages other than English at home
- ⇒ 0.0% Speak an unknown language at home

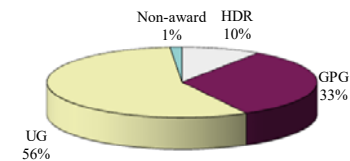
- ⇒ 78.7% Have a permanent residence of Victoria
- ⇒ 21.3% Have a permanent residence of interstate/overseas/unknown

3,494 are International students (22.6%)

- ⇒ 12.2% Speak English at home
- ⇒ 87.4% Speak languages other than English at home
- ⇒ 0.4% Speak an unknown language at home

- ⇒ 62.6% Have a semester residence of Victoria
- ⇒ 37.4% Have a semester residence of interstate/overseas/unknown

Course Type Group



2018 STUDENT PROFILE - Medicine, Nursing and Health Science


HIGHER DEGREE BY RESEARCH STUDENT ENROLMENTS

1,466 Student enrolments (9.5%)

- ⇨ 62.8% are Female; 37.2% are Male
- ⇨ 70.7% are Full-time; 29.3% are Part-time
- ⇨ 94.7% are Internal; 5.0% are External; 0.3% are Multimodal
- ⇨ 24.8% are Commencing; 75.2% are Returning
- ⇨ 32.4 is the Average Age

- ⇨ 72.0% have Domestic Citizenship
- ⇨ 0.0% have Unknown Citizenship
- ⇨ 28.0% have International Citizenship. Comprising:
 - ⇨ 75.2% enrolled at an Australian Campus
 - ⇨ 24.8% enrolled at a Campus in Malaysia/Sth Africa
 - ⇨ 0.0% enrolled with Offshore Partners

Number of Student enrolments




POSTGRADUATE COURSEWORK STUDENT ENROLMENTS

5,037 Student enrolments (32.6%)

- ⇨ 76.1% are Female; 23.8% are Male; 0.1% are Unspecified
- ⇨ 33.3% are Full-time; 66.7% are Part-time
- ⇨ 19.9% are Internal; 66.8% are External; 13.4% are Multimodal
- ⇨ 47.6% are Commencing; 52.4% are Returning
- ⇨ 32.0 is the Average Age

- ⇨ 84.5% have Domestic Citizenship
- ⇨ 0.0% have Unknown Citizenship
- ⇨ 15.5% have International Citizenship. Comprising:
 - ⇨ 99.2% enrolled at an Australian Campus
 - ⇨ 0.8% enrolled at a Campus in Malaysia/Sth Africa
 - ⇨ 0.0% enrolled with Offshore Partners




UNDERGRADUATE STUDENT ENROLMENTS

8,713 Student enrolments (56.4%)

- ⇨ 70.1% are Female; 29.9% are Male; 0.0% are Unspecified
- ⇨ 94.2% are Full-time; 5.8% are Part-time
- ⇨ 93.1% are Internal; 0.3% are External; 6.6% are Multimodal
- ⇨ 32.9% are Commencing; 67.1% are Returning
- ⇨ 20.8 is the Average Age

- ⇨ 73.6% have Domestic Citizenship
- ⇨ 0.0% have Unknown Citizenship
- ⇨ 26.4% have International Citizenship. Comprising:
 - ⇨ 52.8% enrolled at an Australian Campus
 - ⇨ 47.2% enrolled at a Campus in Malaysia/Sth Africa
 - ⇨ 0.0% enrolled with Offshore Partners

Number of Student enrolments




NON-AWARD STUDENT ENROLMENTS

221 Student enrolments (1.4%)

- ⇨ 81.4% are Female; 18.6% are Male
- ⇨ 1.8% are Full-time; 98.2% are Part-time
- ⇨ 7.7% are Internal; 91.4% are External; 0.9% are Multimodal
- ⇨ 92.3% are Commencing; 7.7% are Returning
- ⇨ 29.8 is the Average Age

- ⇨ 97.3% have Domestic Citizenship
- ⇨ 0.0% have Unknown Citizenship
- ⇨ 2.7% have International Citizenship. Comprising:
 - ⇨ 83.3% enrolled at an Australian Campus
 - ⇨ 16.7% enrolled at a Campus in Malaysia/Sth Africa
 - ⇨ 0.0% enrolled with Offshore Partners

Number of Student enrolments



2018 STUDENT PROFILE - Pharmacy and Pharmaceutical Science

AT A GLANCE

2,534 Student enrolments in 2018

- ⇒ 71.2% are Female; 28.8% are Male
- ⇒ 74.0% are Full-time; 26.0% are Part-time
- ⇒ 77.5% are Internal; 22.0% are External; 0.4% are Multimodal
- ⇒ 35.1% are Commencing; 64.9% are Returning
- ⇒ 23.1 is the Average Age
- ⇒ 45.0% are HECS-liable; 55.0% are HECS-exempt; 0.0% are HECS-no info
- ⇒ 2 are of Aboriginal and/or Torres Strait Islander descent (0.1%)
- ⇒ 1,475 were born Overseas (58.2%)

- ⇒ 62.0% have Domestic Citizenship
- ⇒ 38.0% have International Citizenship. Comprising:
 - ⇒ 51.4% enrolled at an Australian Campus
 - ⇒ 48.6% enrolled at a Campus in Malaysia/Sth Africa
 - ⇒ 0.0% enrolled with Offshore Partners

Attendance by Campus

	Full-time	Part-time	Total
Caulfield			
Clayton			
Gippsland			
Malaysia	460	8	468
Online			
Parkville	1,415	651	2,066
Peninsula			
Sth Africa			
Total	1,875	659	2,534

290 are Domestic Commencing Undergraduates (11.4%)

- ⇒ 75.5% are School Leavers
- ⇒ 76.2% are New to Higher Education

1,571 are Domestic students (62.0%)

- ⇒ 45.3% Speak English at home
- ⇒ 54.7% Speak languages other than English at home
- ⇒ 0.0% Speak an unknown language at home

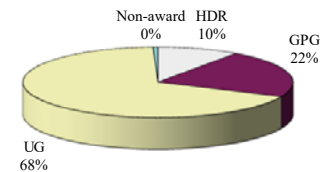
- ⇒ 83.8% Have a permanent residence of Victoria
- ⇒ 16.2% Have a permanent residence of interstate/overseas/unknown

963 are International students (38.0%)

- ⇒ 5.8% Speak English at home
- ⇒ 94.2% Speak languages other than English at home
- ⇒ 0.0% Speak an unknown language at home

- ⇒ 49.2% Have a semester residence of Victoria
- ⇒ 50.8% Have a semester residence of interstate/overseas/unknown

Course Type Group



2018 STUDENT PROFILE - Pharmacy and Pharmaceutical Science


HIGHER DEGREE BY RESEARCH STUDENT ENROLMENTS

248 Student enrolments (9.8%)

- ⇨ 56.9% are Female; 43.1% are Male
- ⇨ 89.9% are Full-time; 10.1% are Part-time
- ⇨ 99.2% are Internal; 0.8% are External; 0.0% are Multimodal
- ⇨ 23.8% are Commencing; 76.2% are Returning
- ⇨ 28.3 is the Average Age

- ⇨ 54.4% have Domestic Citizenship
- ⇨ 0.0% have Unknown Citizenship
- ⇨ 45.6% have International Citizenship. Comprising:
 - ⇨ 80.5% enrolled at an Australian Campus
 - ⇨ 19.5% enrolled at a Campus in Malaysia/Sth Africa
 - ⇨ 0.0% enrolled with Offshore Partners

Number of Student enrolments



POSTGRADUATE COURSEWORK STUDENT ENROLMENTS

556 Student enrolments (21.9%)

- ⇨ 83.6% are Female; 16.4% are Male
- ⇨ 0.0% are Full-time; 100.0% are Part-time
- ⇨ 0.4% are Internal; 97.7% are External; 2.0% are Multimodal
- ⇨ 55.0% are Commencing; 45.0% are Returning
- ⇨ 29.1 is the Average Age

- ⇨ 98.0% have Domestic Citizenship
- ⇨ 0.0% have Unknown Citizenship
- ⇨ 2.0% have International Citizenship. Comprising:
 - ⇨ 100.0% enrolled at an Australian Campus
 - ⇨ 0.0% enrolled at a Campus in Malaysia/Sth Africa
 - ⇨ 0.0% enrolled with Offshore Partners




UNDERGRADUATE STUDENT ENROLMENTS

1,715 Student enrolments (67.7%)

- ⇨ 69.3% are Female; 30.7% are Male
- ⇨ 96.2% are Full-time; 3.8% are Part-time
- ⇨ 100.0% are Internal; 0.0% are External; 0.0% are Multimodal
- ⇨ 29.8% are Commencing; 70.2% are Returning
- ⇨ 20.4 is the Average Age

- ⇨ 51.9% have Domestic Citizenship
- ⇨ 0.0% have Unknown Citizenship
- ⇨ 48.1% have International Citizenship. Comprising:
 - ⇨ 45.9% enrolled at an Australian Campus
 - ⇨ 54.1% enrolled at a Campus in Malaysia/Sth Africa
 - ⇨ 0.0% enrolled with Offshore Partners

Number of Student enrolments



NON-AWARD STUDENT ENROLMENTS

15 Student enrolments (0.6%)

- ⇨ 73.3% are Female; 26.7% are Male
- ⇨ 13.3% are Full-time; 86.7% are Part-time
- ⇨ 13.3% are Internal; 86.7% are External; 0.0% are Multimodal
- ⇨ 86.7% are Commencing; 13.3% are Returning
- ⇨ 25.7 is the Average Age

- ⇨ 6.7% have Domestic Citizenship
- ⇨ 0.0% have Unknown Citizenship
- ⇨ 93.3% have International Citizenship. Comprising:
 - ⇨ 100.0% enrolled at an Australian Campus
 - ⇨ 0.0% enrolled at a Campus in Malaysia/Sth Africa
 - ⇨ 0.0% enrolled with Offshore Partners

Number of Student enrolments



2018 STUDENT PROFILE - Science

AT A GLANCE

6,448 Student enrolments in 2018

- ⇒ 57.1% are Female; 42.9% are Male; 0.0% are Unspecified
- ⇒ 87.8% are Full-time; 12.2% are Part-time
- ⇒ 89.2% are Internal; 0.4% are External; 10.4% are Multimodal
- ⇒ 31.7% are Commencing; 68.3% are Returning
- ⇒ 21.2 is the Average Age
- ⇒ 67.3% are HECS-liable; 32.7% are HECS-exempt; 0.0% are HECS-no info
- ⇒ 22 are of Aboriginal and/or Torres Strait Islander descent (0.3%)
- ⇒ 2,797 were born Overseas (43.4%)

- ⇒ 72.6% have Domestic Citizenship
- ⇒ 27.4% have International Citizenship. Comprising:
 - ⇒ 48.8% enrolled at an Australian Campus
 - ⇒ 51.2% enrolled at a Campus in Malaysia/Sth Africa
 - ⇒ 0.0% enrolled with Offshore Partners

Attendance by Campus

	Full-time	Part-time	Total
Caulfield			
Clayton	4,802	739	5,541
Gippsland	1	1	2
Malaysia	858	47	905
Online			
Parkville			
Peninsula			
Sth Africa			
Total	5,661	787	6,448

1,278 are Domestic Commencing Undergraduates (19.8%)

- ⇒ 81.8% are School Leavers
- ⇒ 82.6% are New to Higher Education

4,682 are Domestic students (72.6%)

- ⇒ 71.4% Speak English at home
- ⇒ 28.6% Speak languages other than English at home
- ⇒ 0.0% Speak an unknown language at home

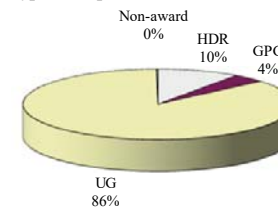
- ⇒ 94.0% Have a permanent residence of Victoria
- ⇒ 6.0% Have a permanent residence of interstate/overseas/unknown

1,766 are International students (27.4%)

- ⇒ 10.5% Speak English at home
- ⇒ 89.5% Speak languages other than English at home
- ⇒ 0.0% Speak an unknown language at home

- ⇒ 45.1% Have a semester residence of Victoria
- ⇒ 54.9% Have a semester residence of interstate/overseas/unknown

Course Type Group



2018 STUDENT PROFILE - Science

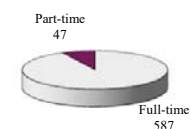
HIGHER DEGREE BY RESEARCH STUDENT ENROLMENTS

634 Student enrolments (9.8%)

- ⇨ 44.0% are Female; 56.0% are Male
- ⇨ 92.6% are Full-time; 7.4% are Part-time
- ⇨ 99.1% are Internal; 0.9% are External; 0.0% are Multimodal
- ⇨ 25.9% are Commencing; 74.1% are Returning
- ⇨ 27.8 is the Average Age

- ⇨ 37.9% have Domestic Citizenship
- ⇨ 0.0% have Unknown Citizenship
- ⇨ 62.1% have International Citizenship. Comprising:
 - ⇨ 75.9% enrolled at an Australian Campus
 - ⇨ 24.1% enrolled at a Campus in Malaysia/Sth Africa
 - ⇨ 0.0% enrolled with Offshore Partners

Number of Student enrolments

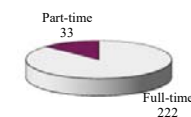


POSTGRADUATE COURSEWORK STUDENT ENROLMENTS

255 Student enrolments (4.0%)

- ⇨ 59.6% are Female; 40.4% are Male
- ⇨ 87.1% are Full-time; 12.9% are Part-time
- ⇨ 82.7% are Internal; 0.0% are External; 17.3% are Multimodal
- ⇨ 50.2% are Commencing; 49.8% are Returning
- ⇨ 25.7 is the Average Age

- ⇨ 35.7% have Domestic Citizenship
- ⇨ 0.0% have Unknown Citizenship
- ⇨ 64.3% have International Citizenship. Comprising:
 - ⇨ 100.0% enrolled at an Australian Campus
 - ⇨ 0.0% enrolled at a Campus in Malaysia/Sth Africa
 - ⇨ 0.0% enrolled with Offshore Partners



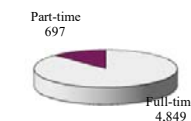
UNDERGRADUATE STUDENT ENROLMENTS

5,546 Student enrolments (86.0%)

- ⇨ 58.5% are Female; 41.5% are Male; 0.0% are Unspecified
- ⇨ 87.4% are Full-time; 12.6% are Part-time
- ⇨ 88.3% are Internal; 0.3% are External; 11.3% are Multimodal
- ⇨ 31.4% are Commencing; 68.6% are Returning
- ⇨ 20.3 is the Average Age

- ⇨ 78.3% have Domestic Citizenship
- ⇨ 0.0% have Unknown Citizenship
- ⇨ 21.7% have International Citizenship. Comprising:
 - ⇨ 33.0% enrolled at an Australian Campus
 - ⇨ 67.0% enrolled at a Campus in Malaysia/Sth Africa
 - ⇨ 0.0% enrolled with Offshore Partners

Number of Student enrolments



NON-AWARD STUDENT ENROLMENTS

13 Student enrolments (0.2%)

- ⇨ 46.2% are Female; 53.8% are Male
- ⇨ 23.1% are Full-time; 76.9% are Part-time
- ⇨ 100.0% are Internal; 0.0% are External; 0.0% are Multimodal
- ⇨ 84.6% are Commencing; 15.4% are Returning
- ⇨ 25.4 is the Average Age

- ⇨ 69.2% have Domestic Citizenship
- ⇨ 0.0% have Unknown Citizenship
- ⇨ 30.8% have International Citizenship. Comprising:
 - ⇨ 25.0% enrolled at an Australian Campus
 - ⇨ 75.0% enrolled at a Campus in Malaysia/Sth Africa
 - ⇨ 0.0% enrolled with Offshore Partners

Number of Student enrolments

