

# COURSE PROGRESSION MAP FOR 2026 COMMENCING STUDENTS

This progression map provides advice on the suitable sequencing of units and guidance on how to plan unit enrolment for each semester of study. It does not substitute for the list of required units as described in the course 'Requirements' section of the Handbook.

Please note: the map below reflects the suggested progression through the course, as a guide only.

[Contact us](#) if you would like a personalised map. We can help you plan out your course to make the most of your experience at Monash.

## A6028 MASTER OF PUBLIC POLICY Policy studies specialisation

### 96 POINT ENTRY, COMMENCING SEMESTER 2 (2 YRS)

#### YEAR 1

SEMESTER 2	APG5103 (6pts)	APG5129 (6pts)	APG5102 (6pts)	SPECIFIED ELECTIVE (6pts)
------------	----------------	----------------	----------------	---------------------------

#### YEAR 2

SEMESTER 1	APG5101 (6pts)	APG5104 (6pts)	APG5195 (6pts)	PROFESSIONAL PRACTICE (6PTS)
SEMESTER 2	SPECIFIED ELECTIVE (6pts)	SPECIFIED ELECTIVE (6pts)	SPECIFIED ELECTIVE (6pts)	PROFESSIONAL PRACTICE (6PTS)

#### YEAR 3

SEMESTER 1	CAPSTONE (12pts)		SPECIFIED ELECTIVE (6pts)	SPECIFIED ELECTIVE (6pts)
------------	------------------	--	---------------------------	---------------------------

### 72 POINT ENTRY, COMMENCING SEMESTER 2 (1.5 YRS)

#### YEAR 1

SEMESTER 2	APG5103 (6pts)	APG5129 (6pts)	APG5102 (6pts)	SPECIFIED ELECTIVE (6pts)
------------	----------------	----------------	----------------	---------------------------

#### YEAR 2

SEMESTER 1	APG5101 (6pts)	APG5104 (6pts)	APG5195 (6pts)	SPECIFIED ELECTIVE (6pts)
SEMESTER 2	CAPSTONE (12pts)		PROFESSIONAL PRACTICE (6PTS)	SPECIFIED ELECTIVE (6pts)

# COURSE PROGRESSION MAP FOR 2026 COMMENCING STUDENTS

This progression map provides advice on the suitable sequencing of units and guidance on how to plan unit enrolment for each semester of study. It does not substitute for the list of required units as described in the course 'Requirements' section of the Handbook.

Please note: the map below reflects the suggested progression through the course, as a guide only.

[Contact us](#) if you would like a personalised map. We can help you plan out your course to make the most of your experience at Monash.

## A6028 MASTER OF PUBLIC POLICY Policy studies specialisation





**48** POINT ENTRY, COMMENCING SEMESTER 2 (1 YRS)

### YEAR 1

SEMESTER 2	CORE STUDIES (6pts)	CORE STUDIES (6pts)	SPECIFIED ELECTIVE (6pts)	SPECIFIED ELECTIVE (6pts)
------------	---------------------	---------------------	---------------------------	---------------------------

### YEAR 2

SEMESTER 1	CORE STUDIES (6pts)	CORE STUDIES (6pts)	CAPSTONE (12pts)
------------	---------------------	---------------------	------------------

 PART A: CORE STUDIES	 PART C: APPLIED STUDIES
 PART B: PROFESSIONAL PRACTICE STUDIES	 PART D: SPECIFIED ELECTIVE STUDIES

Source: Monash University 2026 Handbook  
CRICOS Provider Number: 105166E

While the information provided herein was correct at the time of viewing and/or printing, Monash University reserves the right to alter procedures, fees and regulations should the need arise. Students should carefully read all official correspondence, other sources of information for students and the official university noticeboards to be aware of changes to the information contained herein. The inclusion in a publication of details of a course in no way creates an obligation on the part of the university to teach it in any given year, or to teach it in the manner described. The university reserves the right to discontinue or vary courses at any time without notice. Students should always check with the relevant faculty officers when planning their courses. Some courses and units are described which may alter or may not be offered due to insufficient enrolments or changes to teaching personnel.