

2019 STUDENT PROFILE - Monash Overall

AT A GLANCE

86,753

Student enrolments in 2019

- ⇒ 56.6% are Female; 43.3% are Male; 0.1% are Unspecified
- ⇒ 84.7% are Full-time; 15.3% are Part-time
- ⇒ 84.0% are Internal; 6.9% are External; 9.1% are Multimodal
- ⇒ 35.1% are Commencing; 64.9% are Returning
- ⇒ 23.3 is the Average Age
- ⇒ 40.0% are HECS-liable; 60.0% are HECS-exempt; 0.0% are HECS-no info
- ⇒ 255 are of Aboriginal and/or Torres Strait Islander descent (0.3%)
- ⇒ 53,204 were born Overseas (61.3%)

- ⇒ 52.3% have Domestic Citizenship
- ⇒ 47.7% have International Citizenship. Comprising:
 - ⇒ 71.6% enrolled at an Australian Campus
 - ⇒ 26.8% enrolled at a Campus in Malaysia/Sth Africa
 - ⇒ 1.6% enrolled with Offshore Partners

Attendance by Faculty

	Full-time	Part-time	Total
Art, Design & Architecture	2520	279	2799
Arts	6990	1226	8216
Business and Economics	19988	1805	21793
Education	5728	1554	7282
Engineering	8674	678	9352
Information Technology	6733	851	7584
Law	3325	804	4129
Medicine, Nursing and Health Science	11659	4594	16253
Other Teaching and Research Centres	44	20	64
Pharmacy and Pharmaceutical Science	1902	638	2540
Science	5908	833	6741
Total	73,471	13,282	86,753

9,285 are Domestic Commencing Undergraduates (10.7%)

- ⇒ 84.9% are School Leavers
- ⇒ 86.6% are New to Higher Education

45,353 are Domestic students (52.3%)

- ⇒ 68.8% Speak English at home
- ⇒ 31.2% Speak languages other than English at home
- ⇒ 0.0% Speak an unknown language at home

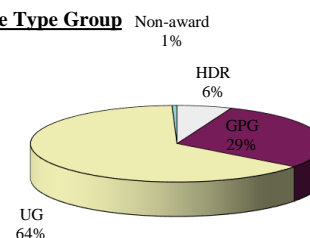
- ⇒ 88.1% Have a permanent residence of Victoria
- ⇒ 11.9% Have a permanent residence of interstate/overseas/unknown

41,400 are International students (47.7%)

- ⇒ 10.5% Speak English at home
- ⇒ 89.0% Speak languages other than English at home
- ⇒ 0.6% Speak an unknown language at home

- ⇒ 68.4% Have a semester residence of Victoria
- ⇒ 31.6% Have a semester residence of interstate/overseas/unknown

Course Type Group



2019 STUDENT PROFILE - Monash Overall


HIGHER DEGREE BY RESEARCH STUDENT ENROLMENTS

5,236 Student enrolments (6.0%)

- ⇒ 52.8% are Female; 47.1% are Male
- ⇒ 79.1% are Full-time; 20.9% are Part-time
- ⇒ 96.2% are Internal; 3.5% are External; 0.3% are Multimodal
- ⇒ 22.9% are Commencing; 77.1% are Returning
- ⇒ 31.9 is the Average Age

- ⇒ 53.5% have Domestic Citizenship
- ⇒ 0.0% have Unknown Citizenship
- ⇒ 46.5% have International Citizenship. Comprising:
 - ⇒ 78.9% enrolled at an Australian Campus
 - ⇒ 21.1% enrolled at a Campus in Malaysia/Sth Africa
 - ⇒ 0.0% enrolled with Offshore Partners

Number of Student enrolments




POSTGRADUATE COURSEWORK STUDENT ENROLMENTS

25,392 Student enrolments (29.3%)

- ⇒ 61.7% are Female; 38.3% are Male; 0.0% are Unspecified
- ⇒ 71.8% are Full-time; 28.2% are Part-time
- ⇒ 63.6% are Internal; 20.6% are External; 15.8% are Multimodal
- ⇒ 45.5% are Commencing; 54.5% are Returning
- ⇒ 27.5 is the Average Age

- ⇒ 39.2% have Domestic Citizenship
- ⇒ 0.0% have Unknown Citizenship
- ⇒ 60.8% have International Citizenship. Comprising:
 - ⇒ 94.3% enrolled at an Australian Campus
 - ⇒ 2.9% enrolled at a Campus in Malaysia/Sth Africa
 - ⇒ 2.8% enrolled with Offshore Partners




UNDERGRADUATE STUDENT ENROLMENTS

55,650 Student enrolments (64.1%)

- ⇒ 54.6% are Female; 45.4% are Male ; 0.1% are Unspecified
- ⇒ 91.6% are Full-time; 8.4% are Part-time
- ⇒ 92.4% are Internal; 0.6% are External; 7.0% are Multimodal
- ⇒ 31.1% are Commencing; 68.9% are Returning
- ⇒ 20.5 is the Average Age

- ⇒ 58.0% have Domestic Citizenship
- ⇒ 0.0% have Unknown Citizenship
- ⇒ 42.0% have International Citizenship. Comprising:
 - ⇒ 55.8% enrolled at an Australian Campus
 - ⇒ 43.2% enrolled at a Campus in Malaysia/Sth Africa
 - ⇒ 1.0% enrolled with Offshore Partners

Number of Student enrolments




NON-AWARD STUDENT ENROLMENTS

475 Student enrolments (0.5%)

- ⇒ 65.3% are Female; 34.5% are Male
- ⇒ 21.5% are Full-time; 78.5% are Part-time
- ⇒ 47.8% are Internal; 48.6% are External; 3.6% are Multimodal
- ⇒ 90.7% are Commencing; 9.3% are Returning
- ⇒ 27.2 is the Average Age

- ⇒ 65.9% have Domestic Citizenship
- ⇒ 0.0% have Unknown Citizenship
- ⇒ 34.1% have International Citizenship. Comprising:
 - ⇒ 85.2% enrolled at an Australian Campus
 - ⇒ 14.2% enrolled at a Campus in Malaysia/Sth Africa
 - ⇒ 0.6% enrolled with Offshore Partners

Number of Student enrolments



2019 STUDENT PROFILE - Caulfield

AT A GLANCE

21932

Student enrolments in 2019

- ⇒ 55.8% are Female; 44.2% are Male; 0.1% are Unspecified
- ⇒ 90.3% are Full-time; 9.7% are Part-time
- ⇒ 91.3% are Internal; 1.3% are External; 7.5% are Multimodal
- ⇒ 39.2% are Commencing; 60.8% are Returning
- ⇒ 22.9 is the Average Age
- ⇒ 29.3% are HECS-liable; 70.7% are HECS-exempt; 0.0% are HECS-no info
- ⇒ 33 are of Aboriginal and/or Torres Strait Islander descent (0.2%)
- ⇒ 16,036 were born Overseas (73.1%)

- ⇒ 36.0% have Domestic Citizenship
- ⇒ 64.0% have International Citizenship. Comprising:
 - ⇒ 99.4% enrolled at an Australian Campus
 - ⇒ 0.0% enrolled at a Campus in Malaysia/Sth Africa
 - ⇒ 0.6% enrolled with Offshore Partners

Attendance by Faculty

	Full-time	Part-time	Total
Art, Design & Architecture	2,520	279	2,799
Arts	2,344	341	2,685
Business and Economics	10,433	1,029	11,462
Education			
Engineering			
Information Technology	3,831	290	4,121
Law			
Medicine, Nursing and Health Science	679	186	865
Other Teaching and Research Centres			
Pharmacy and Pharmaceutical Science			
Science			
Total	19,807	2,125	21,932

2019

- are Domestic Commencing Undergraduates (9.2%)
 - ⇒ 85.5% are School Leavers
 - ⇒ 86.9% are New to Higher Education

7895

- are Domestic students (36.0%)
 - ⇒ 70.6% Speak English at home
 - ⇒ 29.4% Speak languages other than English at home
 - ⇒ 0.0% Speak an unknown language at home

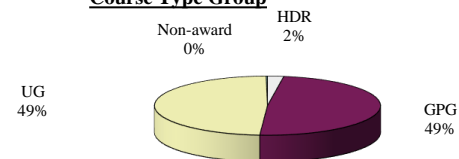
- ⇒ 92.6% Have a permanent residence of Victoria
- ⇒ 7.4% Have a permanent residence of interstate/overseas/unknown

14037

- are International students (64.0%)
 - ⇒ 9.6% Speak English at home
 - ⇒ 90.4% Speak languages other than English at home
 - ⇒ 0.0% Speak an unknown language at home

- ⇒ 97.1% Have a semester residence of Victoria
- ⇒ 2.9% Have a semester residence of interstate/overseas/unknown

Course Type Group



2019 STUDENT PROFILE - Caulfield


HIGHER DEGREE BY RESEARCH STUDENT ENROLMENTS

506 Student enrolments (2.3%)

- ⇒ 59.1% are Female; 39.9% are Male
- ⇒ 69.2% are Full-time; 30.8% are Part-time
- ⇒ 92.5% are Internal; 7.3% are External; 0.2% are Multimodal
- ⇒ 22.9% are Commencing; 77.1% are Returning
- ⇒ 35.6 is the Average Age

- ⇒ **65.2%** have Domestic Citizenship
- ⇒ **0.0%** have Unknown Citizenship
- ⇒ **34.8%** have International Citizenship. Comprising:
 - ⇒ 100.0% enrolled at an Australian Campus
 - ⇒ 0.0% enrolled at a Campus in Malaysia/Sth Africa
 - ⇒ 0.0% enrolled with Offshore Partners

Number of Student enrolments




POSTGRADUATE COURSEWORK STUDENT ENROLMENTS

10,699 Student enrolments (48.8%)

- ⇒ 53.0% are Female; 47.0% are Male
- ⇒ 90.8% are Full-time; 9.2% are Part-time
- ⇒ 89.9% are Internal; 1.9% are External; 8.2% are Multimodal
- ⇒ 42.5% are Commencing; 57.5% are Returning
- ⇒ 24.9 is the Average Age

- ⇒ **14.6%** have Domestic Citizenship
- ⇒ **0.0%** have Unknown Citizenship
- ⇒ **85.4%** have International Citizenship. Comprising:
 - ⇒ 99.1% enrolled at an Australian Campus
 - ⇒ 0.0% enrolled at a Campus in Malaysia/Sth Africa
 - ⇒ 0.9% enrolled with Offshore Partners



UNDERGRADUATE STUDENT ENROLMENTS

10,685 Student enrolments (48.7%)

- ⇒ 58.4% are Female; 41.5% are Male; 0.1% are Unspecified
- ⇒ 90.9% are Full-time; 9.1% are Part-time
- ⇒ 92.6% are Internal; 0.4% are External; 7.1% are Multimodal
- ⇒ 36.5% are Commencing; 63.5% are Returning
- ⇒ 20.3 is the Average Age

- ⇒ **56.1%** have Domestic Citizenship
- ⇒ **0.0%** have Unknown Citizenship
- ⇒ **43.9%** have International Citizenship. Comprising:
 - ⇒ 100.0% enrolled at an Australian Campus
 - ⇒ 0.0% enrolled at a Campus in Malaysia/Sth Africa
 - ⇒ 0.0% enrolled with Offshore Partners

Number of Student enrolments



NON-AWARD STUDENT ENROLMENTS

42 Student enrolments (0.2%)

- ⇒ 45.2% are Female; 54.8% are Male
- ⇒ 76.2% are Full-time; 23.8% are Part-time
- ⇒ 95.2% are Internal; 0.0% are External; 4.8% are Multimodal
- ⇒ 85.7% are Commencing; 14.3% are Returning
- ⇒ 27.4 is the Average Age

- ⇒ **31.0%** have Domestic Citizenship
- ⇒ **0.0%** have Unknown Citizenship
- ⇒ **69.0%** have International Citizenship. Comprising:
 - ⇒ 100.0% enrolled at an Australian Campus
 - ⇒ 0.0% enrolled at a Campus in Malaysia/Sth Africa
 - ⇒ 0.0% enrolled with Offshore Partners

Number of Student enrolments



2019 STUDENT PROFILE - Clayton

AT A GLANCE

43922

Student enrolments in 2019

- ⇒ 54.9% are Female; 45.1% are Male; 0.1% are Unspecified"
- ⇒ 84.5% are Full-time; 15.5% are Part-time
- ⇒ 82.2% are Internal; 4.7% are External; 13.1% are Multimodal
- ⇒ 33.2% are Commencing; 66.8% are Returning
- ⇒ 23.4 is the Average Age
- ⇒ 54.7% are HECS-liable; 45.3% are HECS-exempt; 0.0% are HECS-no info
- ⇒ 158 are of Aboriginal and/or Torres Strait Islander descent (0.4%)
- ⇒ 22,095 were born Overseas (50.3%)

- ⇒ 67.8% have Domestic Citizenship
- ⇒ 32.2% have International Citizenship. Comprising:
 - ⇒ 97.5% enrolled at an Australian Campus
 - ⇒ 0.0% enrolled at a Campus in Malaysia/Sth Africa
 - ⇒ 2.5% enrolled with Offshore Partners

Attendance by Faculty

	Full-time	Part-time	Total
Art, Design & Architecture			
Arts	3,219	755	3,974
Business and Economics	5,221	449	5,670
Education	4,648	1,309	5,957
Engineering	6,803	622	7,425
Information Technology	2,011	224	2,235
Law	3,325	804	4,129
Medicine, Nursing and Health Science	6,841	1,828	8,669
Other Teaching and Research Centres	44	20	64
Pharmacy and Pharmaceutical Science			
Science	5,011	788	5,799
Total	37,123	6,799	43,922

6125

- are Domestic Commencing Undergraduates (13.9%)
- ⇒ 86.5% are School Leavers
- ⇒ 88.0% are New to Higher Education

29766

- are Domestic students (67.8%)
- ⇒ 66.9% Speak English at home
- ⇒ 33.1% Speak languages other than English at home
- ⇒ 0.0% Speak an unknown language at home

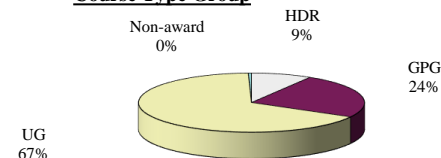
- ⇒ 90.8% Have a permanent residence of Victoria
- ⇒ 9.2% Have a permanent residence of interstate/overseas/unknown

14156

- are International students (32.2%)
- ⇒ 10.3% Speak English at home
- ⇒ 89.7% Speak languages other than English at home
- ⇒ 0.0% Speak an unknown language at home

- ⇒ 91.0% Have a semester residence of Victoria
- ⇒ 9.0% Have a semester residence of interstate/overseas/unknown

Course Type Group



2019 STUDENT PROFILE - Clayton

HIGHER DEGREE BY RESEARCH STUDENT ENROLMENTS

3,804 Student enrolments (8.7%)

- ⇒ 51.4% are Female; 48.6% are Male
- ⇒ 79.1% are Full-time; 20.9% are Part-time
- ⇒ 96.4% are Internal; 3.3% are External; 0.3% are Multimodal
- ⇒ 22.6% are Commencing; 77.4% are Returning
- ⇒ 31.8 is the Average Age

- ⇒ **58.1%** have Domestic Citizenship
- ⇒ **0.0%** have Unknown Citizenship
- ⇒ **41.9%** have International Citizenship. Comprising:
 - ⇒ 100.0% enrolled at an Australian Campus
 - ⇒ 0.0% enrolled at a Campus in Malaysia/Sth Africa
 - ⇒ 0.0% enrolled with Offshore Partners

Number of Student enrolments




POSTGRADUATE COURSEWORK STUDENT ENROLMENTS

10,723 Student enrolments (24.4%)

- ⇒ 65.9% are Female; 34.1% are Male; 0.0% are Unspecified
- ⇒ 70.0% are Full-time; 30.0% are Part-time
- ⇒ 55.4% are Internal; 17.4% are External; 27.2% are Multimodal
- ⇒ 47.8% are Commencing; 52.2% are Returning
- ⇒ 28.4 is the Average Age

- ⇒ **46.2%** have Domestic Citizenship
- ⇒ **0.0%** have Unknown Citizenship
- ⇒ **53.8%** have International Citizenship. Comprising:
 - ⇒ 93.8% enrolled at an Australian Campus
 - ⇒ 0.0% enrolled at a Campus in Malaysia/Sth Africa
 - ⇒ 6.2% enrolled with Offshore Partners




UNDERGRADUATE STUDENT ENROLMENTS

29,196 Student enrolments (66.5%)

- ⇒ 51.2% are Female; 48.7% are Male; 0.1% are Unspecified"
- ⇒ 91.0% are Full-time; 9.0% are Part-time
- ⇒ 90.2% are Internal; 0.2% are External; 9.6% are Multimodal
- ⇒ 28.9% are Commencing; 71.1% are Returning
- ⇒ 20.4 is the Average Age

- ⇒ **77.1%** have Domestic Citizenship
- ⇒ **0.0%** have Unknown Citizenship
- ⇒ **22.9%** have International Citizenship. Comprising:
 - ⇒ 100.0% enrolled at an Australian Campus
 - ⇒ 0.0% enrolled at a Campus in Malaysia/Sth Africa
 - ⇒ 0.0% enrolled with Offshore Partners

Number of Student enrolments



NON-AWARD STUDENT ENROLMENTS

199 Student enrolments (0.5%)

- ⇒ 61.3% are Female; 38.2% are Male
- ⇒ 23.1% are Full-time; 76.9% are Part-time
- ⇒ 81.9% are Internal; 10.6% are External; 7.5% are Multimodal
- ⇒ 88.4% are Commencing; 11.6% are Returning
- ⇒ 26.3 is the Average Age

- ⇒ **48.7%** have Domestic Citizenship
- ⇒ **0.0%** have Unknown Citizenship
- ⇒ **51.3%** have International Citizenship. Comprising:
 - ⇒ 99.0% enrolled at an Australian Campus
 - ⇒ 0.0% enrolled at a Campus in Malaysia/Sth Africa
 - ⇒ 1.0% enrolled with Offshore Partners

Number of Student enrolments



2019 STUDENT PROFILE - Gippsland

AT A GLANCE

394

Student enrolments in 2019

- ⇒ 59.9% are Female; 40.1% are Male
- ⇒ 97.7% are Full-time; 2.3% are Part-time
- ⇒ 98.0% are Internal; 2.0% are External; 0.0% are Multimodal
- ⇒ 25.4% are Commencing; 74.6% are Returning
- ⇒ 24.7 is the Average Age
- ⇒ 76.9% are HECS-liable; 23.1% are HECS-exempt; 0.0% are HECS-no info
- ⇒ 6 are of Aboriginal and/or Torres Strait Islander descent (1.5%)
- ⇒ 166 were born Overseas (42.1%)

- ⇒ 77.9% have Domestic Citizenship
- ⇒ 22.1% have International Citizenship. Comprising:
 - ⇒ 100.0% enrolled at an Australian Campus
 - ⇒ 0.0% enrolled at a Campus in Malaysia/Sth Africa
 - ⇒ 0.0% enrolled with Offshore Partners

Attendance by Faculty

	Full-time	Part-time	Total
Art, Design & Architecture			
Arts		4	4
Business and Economics		4	4
Education			
Engineering			
Information Technology			
Law			
Medicine, Nursing and Health Science	384		384
Other Teaching and Research Centres			
Pharmacy and Pharmaceutical Science			
Science	1	1	2
Total	385	9	394

72

are Domestic Commencing Undergraduates (18.3%)

- ⇒ 73.6% are School Leavers
- ⇒ 73.6% are New to Higher Education

307

are Domestic students (77.9%)

- ⇒ 67.8% Speak English at home
- ⇒ 32.2% Speak languages other than English at home
- ⇒ 0.0% Speak an unknown language at home

- ⇒ 88.9% Have a permanent residence of Victoria
- ⇒ 11.1% Have a permanent residence of interstate/overseas/unknown

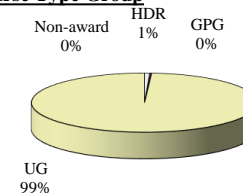
87

are International students (22.1%)

- ⇒ 34.5% Speak English at home
- ⇒ 65.5% Speak languages other than English at home
- ⇒ 0.0% Speak an unknown language at home

- ⇒ 92.0% Have a semester residence of Victoria
- ⇒ 8.0% Have a semester residence of interstate/overseas/unknown

Course Type Group



2019 STUDENT PROFILE - Gippsland

HIGHER DEGREE BY RESEARCH STUDENT ENROLMENTS

3 Student enrolments (0.8%)

- ⇒ 100.0% are Female; 0.0% are Male
- ⇒ 33.3% are Full-time; 66.7% are Part-time
- ⇒ 33.3% are Internal; 66.7% are External; 0.0% are Multimodal
- ⇒ 0.0% are Commencing; 100.0% are Returning
- ⇒ 45.7 is the Average Age

- ⇒ **66.7%** have Domestic Citizenship
- ⇒ **0.0%** have Unknown Citizenship
- ⇒ **33.3%** have International Citizenship. Comprising:
 - ⇒ 100.0% enrolled at an Australian Campus
 - ⇒ 0.0% enrolled at a Campus in Malaysia/Sth Africa
 - ⇒ 0.0% enrolled with Offshore Partners

Number of Student enrolments



POSTGRADUATE COURSEWORK STUDENT ENROLMENTS

1 Student enrolments (0.3%)

- ⇒ 100.0% are Female; 0.0% are Male
- ⇒ 0.0% are Full-time; 100.0% are Part-time
- ⇒ 0.0% are Internal; 100.0% are External; 0.0% are Multimodal
- ⇒ 0.0% are Commencing; 100.0% are Returning
- ⇒ 66.0 is the Average Age

- ⇒ **100.0%** have Domestic Citizenship
- ⇒ **0.0%** have Unknown Citizenship
- ⇒ **0.0%** have International Citizenship. Comprising:




UNDERGRADUATE STUDENT ENROLMENTS

390 Student enrolments (99.0%)

- ⇒ 59.5% are Female; 40.5% are Male
- ⇒ 98.5% are Full-time; 1.5% are Part-time
- ⇒ 98.7% are Internal; 1.3% are External; 0.0% are Multimodal
- ⇒ 25.6% are Commencing; 74.4% are Returning
- ⇒ 24.4 is the Average Age

- ⇒ **77.9%** have Domestic Citizenship
- ⇒ **0.0%** have Unknown Citizenship
- ⇒ **22.1%** have International Citizenship. Comprising:
 - ⇒ 100.0% enrolled at an Australian Campus
 - ⇒ 0.0% enrolled at a Campus in Malaysia/Sth Africa
 - ⇒ 0.0% enrolled with Offshore Partners

Number of Student enrolments



NON-AWARD STUDENT ENROLMENTS

0 Student enrolments (0.0%)

Number of Student enrolments

2019 STUDENT PROFILE - Malaysia

AT A GLANCE

8986

Student enrolments in 2019

- ⇒ 50.2% are Female; 49.8% are Male
- ⇒ 95.6% are Full-time; 4.4% are Part-time
- ⇒ 99.0% are Internal; 0.1% are External; 0.9% are Multimodal
- ⇒ 32.7% are Commencing; 67.3% are Returning
- ⇒ 20.7 is the Average Age
- ⇒ 0.0% are HECS-liable; 100.0% are HECS-exempt; 0.0% are HECS-no info
- ⇒ 0 are of Aboriginal and/or Torres Strait Islander descent (0.0%)
- ⇒ 8,973 were born Overseas (99.9%)

- ⇒ 0.1% have Domestic Citizenship
- ⇒ 99.9% have International Citizenship. Comprising:
 - ⇒ 0.0% enrolled at an Australian Campus
 - ⇒ 100.0% enrolled at a Campus in Malaysia/Sth Africa
 - ⇒ 0.0% enrolled with Offshore Partners

3

are Domestic Commencing Undergraduates (0.0%)

- ⇒ 33.3% are School Leavers
- ⇒ 33.3% are New to Higher Education

8

are Domestic students (0.1%)

- ⇒ 75.0% Speak English at home
- ⇒ 25.0% Speak languages other than English at home
- ⇒ 0.0% Speak an unknown language at home

- ⇒ 0.0% Have a permanent residence of Victoria
- ⇒ 100.0% Have a permanent residence of interstate/overseas/unknown

8978

are International students (99.9%)

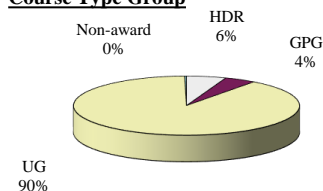
- ⇒ 9.5% Speak English at home
- ⇒ 90.5% Speak languages other than English at home
- ⇒ 0.0% Speak an unknown language at home

- ⇒ 0.3% Have a semester residence of Victoria
- ⇒ 99.7% Have a semester residence of interstate/overseas/unknown

Attendance by Faculty

	Full-time	Part-time	Total
Art, Design & Architecture			
Arts	661	37	698
Business and Economics	2,901	155	3,056
Education	83	24	107
Engineering	1,870	56	1,926
Information Technology	647	44	691
Law			
Medicine, Nursing and Health Science	1,072	20	1,092
Other Teaching and Research Centres			
Pharmacy and Pharmaceutical Science	465	11	476
Science	896	44	940
Total	8,595	391	8,986

Course Type Group



2019 STUDENT PROFILE - Malaysia

HIGHER DEGREE BY RESEARCH STUDENT ENROLMENTS

508 Student enrolments (5.7%)

- ⇒ 48.4% are Female; 51.6% are Male
- ⇒ 93.1% are Full-time; 6.9% are Part-time
- ⇒ 100.0% are Internal; 0.0% are External; 0.0% are Multimodal
- ⇒ 28.3% are Commencing; 71.7% are Returning
- ⇒ 28.9 is the Average Age

- ⇒ **0.6%** have Domestic Citizenship
- ⇒ **0.0%** have Unknown Citizenship
- ⇒ **99.4%** have International Citizenship. Comprising:
 - ⇒ 0.0% enrolled at an Australian Campus
 - ⇒ 100.0% enrolled at a Campus in Malaysia/Sth Africa
 - ⇒ 0.0% enrolled with Offshore Partners

Number of Student enrolments




POSTGRADUATE COURSEWORK STUDENT ENROLMENTS

406 Student enrolments (4.5%)

- ⇒ 58.9% are Female; 41.1% are Male
- ⇒ 83.7% are Full-time; 16.3% are Part-time
- ⇒ 99.3% are Internal; 0.0% are External; 0.7% are Multimodal
- ⇒ 48.3% are Commencing; 51.7% are Returning
- ⇒ 25.7 is the Average Age

- ⇒ **0.0%** have Domestic Citizenship
- ⇒ **0.0%** have Unknown Citizenship
- ⇒ **100.0%** have International Citizenship. Comprising:
 - ⇒ 0.0% enrolled at an Australian Campus
 - ⇒ 100.0% enrolled at a Campus in Malaysia/Sth Africa
 - ⇒ 0.0% enrolled with Offshore Partners



UNDERGRADUATE STUDENT ENROLMENTS

8,049 Student enrolments (89.6%)

- ⇒ 49.9% are Female; 50.1% are Male
- ⇒ 96.4% are Full-time; 3.6% are Part-time
- ⇒ 99.0% are Internal; 0.1% are External; 0.9% are Multimodal
- ⇒ 32.0% are Commencing; 68.0% are Returning
- ⇒ 19.9 is the Average Age

- ⇒ **0.1%** have Domestic Citizenship
- ⇒ **0.0%** have Unknown Citizenship
- ⇒ **99.9%** have International Citizenship. Comprising:
 - ⇒ 0.0% enrolled at an Australian Campus
 - ⇒ 100.0% enrolled at a Campus in Malaysia/Sth Africa
 - ⇒ 0.0% enrolled with Offshore Partners

Number of Student enrolments



NON-AWARD STUDENT ENROLMENTS

23 Student enrolments (0.3%)

- ⇒ 47.8% are Female; 52.2% are Male
- ⇒ 100.0% are Full-time; 0.0% are Part-time
- ⇒ 100.0% are Internal; 0.0% are External; 0.0% are Multimodal
- ⇒ 87.0% are Commencing; 13.0% are Returning
- ⇒ 21.7 is the Average Age

- ⇒ **0.0%** have Domestic Citizenship
- ⇒ **0.0%** have Unknown Citizenship
- ⇒ **100.0%** have International Citizenship. Comprising:
 - ⇒ 0.0% enrolled at an Australian Campus
 - ⇒ 100.0% enrolled at a Campus in Malaysia/Sth Africa
 - ⇒ 0.0% enrolled with Offshore Partners

Number of Student enrolments



2019 STUDENT PROFILE - Online

AT A GLANCE

2728

Student enrolments in 2019

0

- ⇒ 73.0% are Female; 26.8% are Male; 0.1% are Unspecified"
- ⇒ 15.4% are Full-time; 84.6% are Part-time
- ⇒ 0.0% are Internal; 100.0% are External; 0.0% are Multimodal
- ⇒ 51.1% are Commencing; 48.9% are Returning
- ⇒ 34.2 is the Average Age
- ⇒ 0.0% are HECS-liable; 100.0% are HECS-exempt; 0.0% are HECS-no info
- ⇒ 26 are of Aboriginal and/or Torres Strait Islander descent (1.0%)
- ⇒ 777 were born Overseas (28.5%)
- ⇒ 98.9% have Domestic Citizenship
- ⇒ 1.1% have International Citizenship. Comprising:
 - ⇒ 100.0% enrolled at an Australian Campus
 - ⇒ 0.0% enrolled at a Campus in Malaysia/Sth Africa
 - ⇒ 0.0% enrolled with Offshore Partners

2699

are Domestic students (98.9%)

- ⇒ 82.1% Speak English at home
- ⇒ 17.9% Speak languages other than English at home
- ⇒ 0.0% Speak an unknown language at home
- ⇒ 42.0% Have a permanent residence of Victoria
- ⇒ 58.0% Have a permanent residence of interstate/overseas/unknown

29

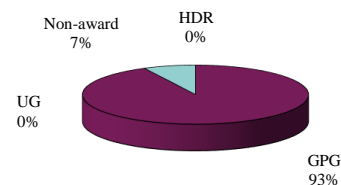
are International students (1.1%)

- ⇒ 24.1% Speak English at home
- ⇒ 75.9% Speak languages other than English at home
- ⇒ 0.0% Speak an unknown language at home
- ⇒ 31.0% Have a semester residence of Victoria
- ⇒ 69.0% Have a semester residence of interstate/overseas/unknown

Attendance by Faculty

	Full-time	Part-time	Total
Art, Design & Architecture			
Arts			
Business and Economics			
Education			
Engineering			
Information Technology	30	257	287
Law			
Medicine, Nursing and Health Science	389	2,052	2,441
Other Teaching and Research Centres			
Pharmacy and Pharmaceutical Science			
Science			
Total	419	2,309	2,728

Course Type Group



2019 STUDENT PROFILE - Online

HIGHER DEGREE BY RESEARCH STUDENT ENROLMENTS

Number of Student enrolments


0 Student enrolments (0.0%)

POSTGRADUATE COURSEWORK STUDENT ENROLMENTS

2,524 Student enrolments (92.5%)

- ⇒ 72.9% are Female; 27.0% are Male; 0.2% are Unspecified
- ⇒ 16.6% are Full-time; 83.4% are Part-time
- ⇒ 0.0% are Internal; 100.0% are External; 0.0% are Multimodal
- ⇒ 47.6% are Commencing; 52.4% are Returning
- ⇒ 34.7 is the Average Age

- ⇒ **99.0%** have Domestic Citizenship
- ⇒ **0.0%** have Unknown Citizenship
- ⇒ **1.0%** have International Citizenship. Comprising:
 - ⇒ 100.0% enrolled at an Australian Campus
 - ⇒ 0.0% enrolled at a Campus in Malaysia/Sth Africa
 - ⇒ 0.0% enrolled with Offshore Partners



UNDERGRADUATE STUDENT ENROLMENTS

Number of Student enrolments

0 Student enrolments (0.0%)


NON-AWARD STUDENT ENROLMENTS

Number of Student enrolments

204 Student enrolments (7.5%)

- ⇒ 75.0% are Female; 25.0% are Male
- ⇒ 0.0% are Full-time; 100.0% are Part-time
- ⇒ 0.0% are Internal; 100.0% are External; 0.0% are Multimodal
- ⇒ 94.1% are Commencing; 5.9% are Returning
- ⇒ 28.6 is the Average Age

- ⇒ **98.5%** have Domestic Citizenship
- ⇒ **0.0%** have Unknown Citizenship
- ⇒ **1.5%** have International Citizenship. Comprising:



2019 STUDENT PROFILE - Parkville

AT A GLANCE

2064

Student enrolments in 2019

- ⇒ 70.5% are Female; 29.5% are Male
- ⇒ 69.6% are Full-time; 30.4% are Part-time
- ⇒ 73.9% are Internal; 24.5% are External; 1.6% are Multimodal
- ⇒ 33.7% are Commencing; 66.3% are Returning
- ⇒ 23.6 is the Average Age
- ⇒ 54.4% are HECS-liable; 45.6% are HECS-exempt; 0.0% are HECS-no info
- ⇒ 1 are of Aboriginal and/or Torres Strait Islander descent (0.0%)
- ⇒ 1,021 were born Overseas (49.5%)

- ⇒ 75.6% have Domestic Citizenship
- ⇒ 24.4% have International Citizenship. Comprising:
 - ⇒ 100.0% enrolled at an Australian Campus
 - ⇒ 0.0% enrolled at a Campus in Malaysia/Sth Africa
 - ⇒ 0.0% enrolled with Offshore Partners

248

- are Domestic Commencing Undergraduates (12.0%)
- ⇒ 83.1% are School Leavers
- ⇒ 84.3% are New to Higher Education

1561

- are Domestic students (75.6%)
- ⇒ 46.7% Speak English at home
- ⇒ 53.3% Speak languages other than English at home
- ⇒ 0.0% Speak an unknown language at home

- ⇒ 82.5% Have a permanent residence of Victoria
- ⇒ 17.5% Have a permanent residence of interstate/overseas/unknown

503

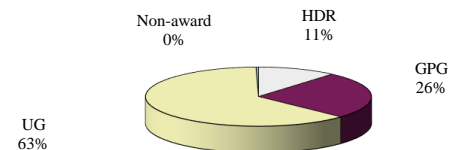
- are International students (24.4%)
- ⇒ 7.8% Speak English at home
- ⇒ 92.2% Speak languages other than English at home
- ⇒ 0.0% Speak an unknown language at home

- ⇒ 93.2% Have a semester residence of Victoria
- ⇒ 6.8% Have a semester residence of interstate/overseas/unknown

Attendance by Faculty

	Full-time	Part-time	Total
Art, Design & Architecture			
Arts			
Business and Economics			
Education			
Engineering			
Information Technology			
Law			
Medicine, Nursing and Health Science			
Other Teaching and Research Centres			
Pharmacy and Pharmaceutical Science	1,437	627	2,064
Science			
Total	1,437	627	2,064

Course Type Group



2019 STUDENT PROFILE - Parkville

HIGHER DEGREE BY RESEARCH STUDENT ENROLMENTS

233 Student enrolments (9.4%)

- ⇒ 57.9% are Female; 42.1% are Male
- ⇒ 89.7% are Full-time; 10.3% are Part-time
- ⇒ 99.1% are Internal; 0.9% are External; 0.0% are Multimodal
- ⇒ 21.5% are Commencing; 78.5% are Returning
- ⇒ 28.0 is the Average Age

- ⇒ **60.5%** have Domestic Citizenship
- ⇒ **0.0%** have Unknown Citizenship
- ⇒ **39.5%** have International Citizenship. Comprising:
 - ⇒ 100.0% enrolled at an Australian Campus
 - ⇒ 0.0% enrolled at a Campus in Malaysia/Sth Africa
 - ⇒ 0.0% enrolled with Offshore Partners

Number of Student enrolments



POSTGRADUATE COURSEWORK STUDENT ENROLMENTS

532 Student enrolments (29.8%)

- ⇒ 83.8% are Female; 16.0% are Male
- ⇒ 0.0% are Full-time; 100.0% are Part-time
- ⇒ 0.2% are Internal; 93.6% are External; 6.2% are Multimodal
- ⇒ 48.3% are Commencing; 51.7% are Returning
- ⇒ 29.5 is the Average Age

- ⇒ **97.6%** have Domestic Citizenship
- ⇒ **0.0%** have Unknown Citizenship
- ⇒ **2.4%** have International Citizenship. Comprising:
 - ⇒ 100.0% enrolled at an Australian Campus
 - ⇒ 0.0% enrolled at a Campus in Malaysia/Sth Africa
 - ⇒ 0.0% enrolled with Offshore Partners

Number of Student enrolments



UNDERGRADUATE STUDENT ENROLMENTS

1,292 Student enrolments (62.6%)

- ⇒ 67.3% are Female; 32.7% are Male
- ⇒ 95.0% are Full-time; 5.0% are Part-time
- ⇒ 100.0% are Internal; 0.0% are External; 0.0% are Multimodal
- ⇒ 29.6% are Commencing; 70.4% are Returning
- ⇒ 20.3 is the Average Age

- ⇒ **69.6%** have Domestic Citizenship
- ⇒ **0.0%** have Unknown Citizenship
- ⇒ **30.4%** have International Citizenship. Comprising:
 - ⇒ 100.0% enrolled at an Australian Campus
 - ⇒ 0.0% enrolled at a Campus in Malaysia/Sth Africa
 - ⇒ 0.0% enrolled with Offshore Partners

Number of Student enrolments



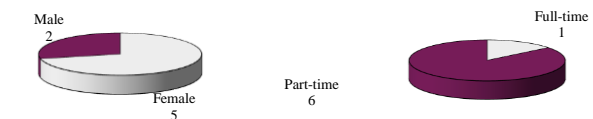
NON-AWARD STUDENT ENROLMENTS

7 Student enrolments (0.3%)

- ⇒ 71.4% are Female; 28.6% are Male
- ⇒ 14.3% are Full-time; 85.7% are Part-time
- ⇒ 14.3% are Internal; 85.7% are External; 0.0% are Multimodal
- ⇒ 100.0% are Commencing; 0.0% are Returning
- ⇒ 30.3 is the Average Age

- ⇒ **28.6%** have Domestic Citizenship
- ⇒ **0.0%** have Unknown Citizenship
- ⇒ **71.4%** have International Citizenship. Comprising:
 - ⇒ 100.0% enrolled at an Australian Campus
 - ⇒ 0.0% enrolled at a Campus in Malaysia/Sth Africa
 - ⇒ 0.0% enrolled with Offshore Partners

Number of Student enrolments



2019 STUDENT PROFILE - Peninsula

AT A GLANCE

4625

Student enrolments in 2019

- ⇒ 72.2% are Female; 27.7% are Male; 0.1% are Unspecified"
- ⇒ 83.1% are Full-time; 16.9% are Part-time
- ⇒ 82.0% are Internal; 8.7% are External; 9.3% are Multimodal
- ⇒ 35.7% are Commencing; 64.3% are Returning
- ⇒ 23.1 is the Average Age
- ⇒ 62.0% are HECS-liable; 38.0% are HECS-exempt; 0.0% are HECS-no info
- ⇒ 31 are of Aboriginal and/or Torres Strait Islander descent (0.7%)
- ⇒ 2,035 were born Overseas (44.0%)

- ⇒ 67.4% have Domestic Citizenship
- ⇒ 32.6% have International Citizenship. Comprising:
 - ⇒ 84.5% enrolled at an Australian Campus
 - ⇒ 0.0% enrolled at a Campus in Malaysia/Sth Africa
 - ⇒ 15.5% enrolled with Offshore Partners

Attendance by Faculty

	Full-time	Part-time	Total
Art, Design & Architecture			
Arts			
Business and Economics	716	61	777
Education	997	221	1,218
Engineering			
Information Technology			
Law			
Medicine, Nursing and Health Science	2,129	501	2,630
Other Teaching and Research Centres			
Pharmacy and Pharmaceutical Science			
Science			
Total	3,842	783	4,625

818

are Domestic Commencing Undergraduates (17.7%)

- ⇒ 72.6% are School Leavers
- ⇒ 77.3% are New to Higher Education

3117

are Domestic students (67.4%)

- ⇒ 81.5% Speak English at home
- ⇒ 18.5% Speak languages other than English at home
- ⇒ 0.0% Speak an unknown language at home

- ⇒ 93.9% Have a permanent residence of Victoria
- ⇒ 6.1% Have a permanent residence of interstate/overseas/unknown

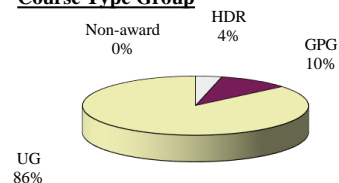
1508

are International students (32.6%)

- ⇒ 10.1% Speak English at home
- ⇒ 89.9% Speak languages other than English at home
- ⇒ 0.0% Speak an unknown language at home

- ⇒ 81.8% Have a semester residence of Victoria
- ⇒ 18.2% Have a semester residence of interstate/overseas/unknown

Course Type Group



2019 STUDENT PROFILE - Peninsula


HIGHER DEGREE BY RESEARCH STUDENT ENROLMENTS

173 Student enrolments (3.7%)

- ⇒ 71.1% are Female; 28.9% are Male
- ⇒ 53.8% are Full-time; 46.2% are Part-time
- ⇒ 87.9% are Internal; 11.6% are External; 0.6% are Multimodal
- ⇒ 17.3% are Commencing; 82.7% are Returning
- ⇒ 38.1 is the Average Age

- ⇒ **67.6%** have Domestic Citizenship
- ⇒ **0.0%** have Unknown Citizenship
- ⇒ **32.4%** have International Citizenship. Comprising:
 - ⇒ 100.0% enrolled at an Australian Campus
 - ⇒ 0.0% enrolled at a Campus in Malaysia/Sth Africa
 - ⇒ 0.0% enrolled with Offshore Partners

Number of Student enrolments




POSTGRADUATE COURSEWORK STUDENT ENROLMENTS

471 Student enrolments (10.2%)

- ⇒ 80.7% are Female; 19.3% are Male; 0.0% are Unspecified
- ⇒ 48.6% are Full-time; 51.4% are Part-time
- ⇒ 33.5% are Internal; 28.7% are External; 37.8% are Multimodal
- ⇒ 45.0% are Commencing; 55.0% are Returning
- ⇒ 30.1 is the Average Age

- ⇒ **88.5%** have Domestic Citizenship
- ⇒ **0.0%** have Unknown Citizenship
- ⇒ **11.5%** have International Citizenship. Comprising:
 - ⇒ 100.0% enrolled at an Australian Campus
 - ⇒ 0.0% enrolled at a Campus in Malaysia/Sth Africa
 - ⇒ 0.0% enrolled with Offshore Partners




UNDERGRADUATE STUDENT ENROLMENTS

3,981 Student enrolments (86.1%)

- ⇒ 71.3% are Female; 28.7% are Male; 0.0% are Unspecified
- ⇒ 88.4% are Full-time; 11.6% are Part-time
- ⇒ 87.5% are Internal; 6.2% are External; 6.3% are Multimodal
- ⇒ 35.4% are Commencing; 64.6% are Returning
- ⇒ 21.6 is the Average Age

- ⇒ **64.9%** have Domestic Citizenship
- ⇒ **0.0%** have Unknown Citizenship
- ⇒ **35.1%** have International Citizenship. Comprising:
 - ⇒ 83.3% enrolled at an Australian Campus
 - ⇒ 0.0% enrolled at a Campus in Malaysia/Sth Africa
 - ⇒ 16.7% enrolled with Offshore Partners

Number of Student enrolments



NON-AWARD STUDENT ENROLMENTS

0 Student enrolments (0.0%)

Number of Student enrolments

2019 STUDENT PROFILE - Sth Africa

AT A GLANCE

2101

Student enrolments in 2017

- ⇒ 58.7% are Female; 41.3% are Male
- ⇒ 88.6% are Full-time; 11.4% are Part-time
- ⇒ 100.0% are Internal; 0.0% are External; 0.0% are Multimodal
- ⇒ 22.5% are Commencing; 77.5% are Returning
- ⇒ 21.7 is the Average Age
- ⇒ 0.0% are HECS-liable; 100.0% are HECS-exempt; 0.0% are HECS-no info
- ⇒ 0 are of Aboriginal and/or Torres Strait Islander descent (0.0%)
- ⇒ 2,100 were born Overseas (100.0%)

- ⇒ 0.0% have Domestic Citizenship
- ⇒ 100.0% have International Citizenship. Comprising:
 - ⇒ 0.0% enrolled at an Australian Campus
 - ⇒ 100.0% enrolled at a Campus in Malaysia/Sth Africa
 - ⇒ 0.0% enrolled with Offshore Partners

Attendance by Faculty

	Full-time	Part-time	Total
Art, Design & Architecture			
Arts	766	89	855
Business and Economics	717	107	824
Education			
Engineering			
Information Technology	214	36	250
Law			
Medicine, Nursing and Health Science	165	7	172
Other Teaching and Research Centres			
Pharmacy and Pharmaceutical Science			
Science			
Total	1,862	239	2,101

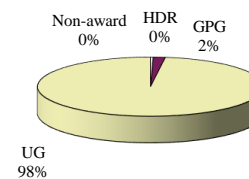
2101

are International students (100.0%)

- ⇒ 21.2% Speak English at home
- ⇒ 67.7% Speak languages other than English at home
- ⇒ 11.1% Speak an unknown language at home

- ⇒ 0.3% Have a semester residence of Victoria
- ⇒ 99.7% Have a semester residence of interstate/overseas/unknown

Course Type Group



2019 STUDENT PROFILE - Sth Africa

HIGHER DEGREE BY RESEARCH STUDENT ENROLMENTS

8 Student enrolments (3.7%)

- ⇒ 75.0% are Female; 25.0% are Male
- ⇒ 50.0% are Full-time; 50.0% are Part-time
- ⇒ 100.0% are Internal; 0.0% are External; 0.0% are Multimodal
- ⇒ 0.0% are Commencing; 100.0% are Returning
- ⇒ 29.1 is the Average Age

- ⇒ 0.0% have Domestic Citizenship
- ⇒ 0.0% have Unknown Citizenship
- ⇒ 100.0% have International Citizenship. Comprising:
 - ⇒ 0.0% enrolled at an Australian Campus
 - ⇒ 100.0% enrolled at a Campus in Malaysia/Sth Africa
 - ⇒ 0.0% enrolled with Offshore Partners

Number of Student enrolments



POSTGRADUATE COURSEWORK STUDENT ENROLMENTS

36 Student enrolments (10.2%)

- ⇒ 55.6% are Female; 44.4% are Male; 0.0% are Unspecified
- ⇒ 77.8% are Full-time; 22.2% are Part-time
- ⇒ 100.0% are Internal; 0.0% are External; 0.0% are Multimodal
- ⇒ 13.9% are Commencing; 86.1% are Returning
- ⇒ 30.0 is the Average Age

- ⇒ 0.0% have Domestic Citizenship
- ⇒ 0.0% have Unknown Citizenship
- ⇒ 100.0% have International Citizenship. Comprising:
 - ⇒ 0.0% enrolled at an Australian Campus
 - ⇒ 100.0% enrolled at a Campus in Malaysia/Sth Africa
 - ⇒ 0.0% enrolled with Offshore Partners

Number of Student enrolments



UNDERGRADUATE STUDENT ENROLMENTS

2,057 Student enrolments (86.1%)

- ⇒ 58.7% are Female; 41.3% are Male; 0.0% are Unspecified
- ⇒ 88.4% are Full-time; 11.6% are Part-time
- ⇒ 100.0% are Internal; 0.0% are External; 0.0% are Multimodal
- ⇒ 22.8% are Commencing; 77.2% are Returning
- ⇒ 21.5 is the Average Age

- ⇒ 0.0% have Domestic Citizenship
- ⇒ 0.0% have Unknown Citizenship
- ⇒ 100.0% have International Citizenship. Comprising:
 - ⇒ 0.0% enrolled at an Australian Campus
 - ⇒ 100.0% enrolled at a Campus in Malaysia/Sth Africa
 - ⇒ 0.0% enrolled with Offshore Partners

Number of Student enrolments



NON-AWARD STUDENT ENROLMENTS

0 Student enrolments (0.0%)

Number of Student enrolments