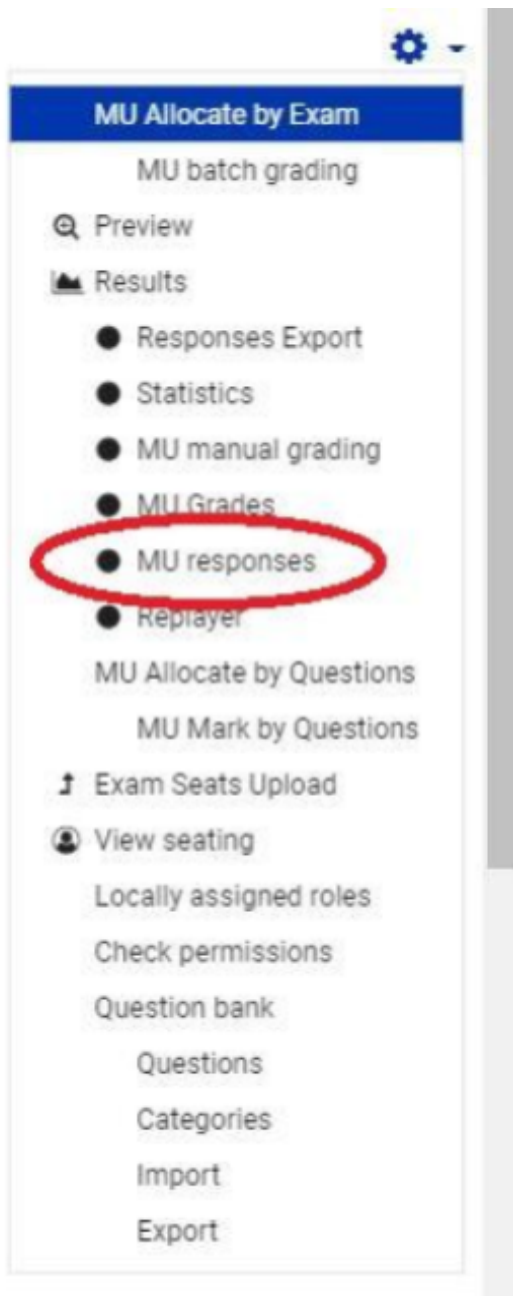


How To | Download turnitin report

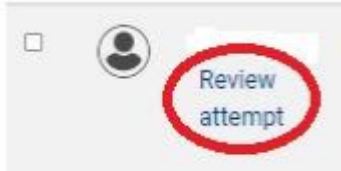
Purpose

This document provides instructions for downloading a Turnitin report from the eAssessment platform. You'll need to generate a new report download for each response.

1. Open eassessment.monash.edu and login
2. Navigate to the relevant eExam
3. Click on the blue cog to expand the sub menu > then click **MU Responses**



4. Navigate to the student's response, then click **Review attempt**



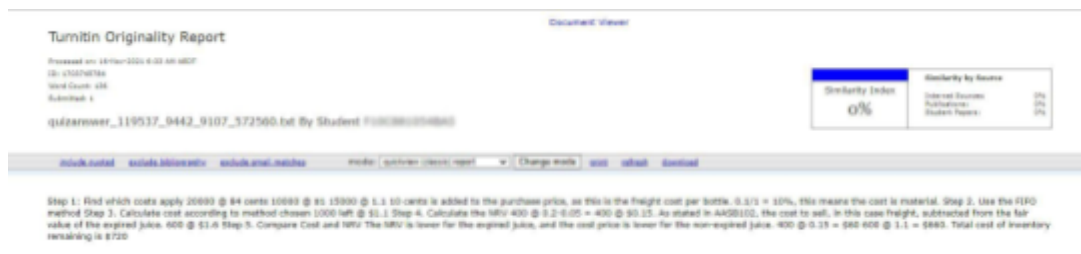
5. Once inside the student's response scroll through to the question with the high similarity score and click on the blue square that shows the percentage. A Turnitin report window will open.



6. In the Turnitin report, click on the **Text-Only Report** link which is located at the bottom of the report screen.



The Text-Only report will open. From here you will see details of the similarity report.



END INSTRUCTIONS