

2019 STUDENT PROFILE - Monash Overall

AT A GLANCE

86,753 Student enrolments in 2019

- ⇒ 56.6% are Female; 43.3% are Male; 0.1% are Unspecified
- ⇒ 84.7% are Full-time; 15.3% are Part-time
- ⇒ 84.0% are Internal; 6.9% are External; 9.1% are Multimodal
- ⇒ 35.1% are Commencing; 64.9% are Returning
- ⇒ 23.3 is the Average Age
- ⇒ 40.0% are HECS-liable; 60.0% are HECS-exempt; 0.0% are HECS-no info
- ⇒ 255 are of Aboriginal and/or Torres Strait Islander descent (0.3%)
- ⇒ 53,204 were born Overseas (61.3%)

- ⇒ 52.3% have Domestic Citizenship
- ⇒ 47.7% have International Citizenship. Comprising:
 - ⇒ 71.6% enrolled at an Australian Campus
 - ⇒ 26.8% enrolled at a Campus in Malaysia/Sth Africa
 - ⇒ 1.6% enrolled with Offshore Partners

Attendance by Campus

	Full-time	Part-time	Total
Caulfield	19807	2125	21932
Clayton	37123	6799	43922
Gippsland	385	9	394
Malaysia	8595	391	8986
Online	419	2309	2728
Parkville	1437	627	2064
Peninsula	3842	783	4625
Sth Africa	1862	239	2101
Total			

9,285 are Domestic Commencing Undergraduates (10.7%)

- ⇒ 84.9% are School Leavers
- ⇒ 86.6% are New to Higher Education

45,353 are Domestic students (52.3%)

- ⇒ 68.8% Speak English at home
- ⇒ 31.2% Speak languages other than English at home
- ⇒ 0.0% Speak an unknown language at home

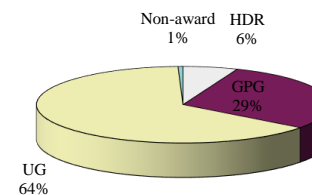
- ⇒ 88.1% Have a permanent residence of Victoria
- ⇒ 11.9% Have a permanent residence of interstate/overseas/unknown

41,400 are International students (47.7%)

- ⇒ 10.5% Speak English at home
- ⇒ 89.0% Speak languages other than English at home
- ⇒ 0.6% Speak an unknown language at home

- ⇒ 68.4% Have a semester residence of Victoria
- ⇒ 31.6% Have a semester residence of interstate/overseas/unknown

Course Type Group



2019 STUDENT PROFILE - Monash Overall

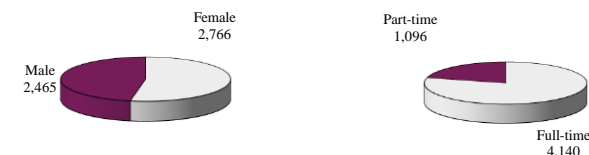
HIGHER DEGREE BY RESEARCH STUDENT ENROLMENTS

5,236 Student enrolments (6.0%)

- ⇒ 52.8% are Female; 47.1% are Male
- ⇒ 79.1% are Full-time; 20.9% are Part-time
- ⇒ 96.2% are Internal; 3.5% are External; 0.3% are Multimodal
- ⇒ 22.9% are Commencing; 77.1% are Returning
- ⇒ 31.9 is the Average Age

- ⇒ 53.5% have Domestic Citizenship
- ⇒ 0.0% have Unknown Citizenship
- ⇒ 46.5% have International Citizenship. Comprising:
 - ⇒ 78.9% enrolled at an Australian Campus
 - ⇒ 21.1% enrolled at a Campus in Malaysia/Sth Africa
 - ⇒ 0.0% enrolled with Offshore Partners

Number of Student enrolments

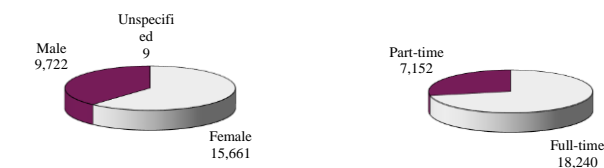


POSTGRADUATE COURSEWORK STUDENT ENROLMENTS

25,392 Student enrolments (29.3%)

- ⇒ 61.7% are Female; 38.3% are Male; 0.0% are Unspecified
- ⇒ 71.8% are Full-time; 28.2% are Part-time
- ⇒ 63.6% are Internal; 20.6% are External; 15.8% are Multimodal
- ⇒ 45.5% are Commencing; 54.5% are Returning
- ⇒ 27.5 is the Average Age

- ⇒ 39.2% have Domestic Citizenship
- ⇒ 0.0% have Unknown Citizenship
- ⇒ 60.8% have International Citizenship. Comprising:
 - ⇒ 94.3% enrolled at an Australian Campus
 - ⇒ 2.9% enrolled at a Campus in Malaysia/Sth Africa
 - ⇒ 2.8% enrolled with Offshore Partners




UNDERGRADUATE STUDENT ENROLMENTS

55,650 Student enrolments (64.1%)

- ⇒ 54.6% are Female; 45.4% are Male ; 0.1% are Unspecified
- ⇒ 91.6% are Full-time; 8.4% are Part-time
- ⇒ 92.4% are Internal; 0.6% are External; 7.0% are Multimodal
- ⇒ 31.1% are Commencing; 68.9% are Returning
- ⇒ 20.5 is the Average Age

- ⇒ 58.0% have Domestic Citizenship
- ⇒ 0.0% have Unknown Citizenship
- ⇒ 42.0% have International Citizenship. Comprising:
 - ⇒ 55.8% enrolled at an Australian Campus
 - ⇒ 43.2% enrolled at a Campus in Malaysia/Sth Africa
 - ⇒ 1.0% enrolled with Offshore Partners

Number of Student enrolments




NON-AWARD STUDENT ENROLMENTS

475 Student enrolments (0.5%)

- ⇒ 65.3% are Female; 34.5% are Male
- ⇒ 21.5% are Full-time; 78.5% are Part-time
- ⇒ 47.8% are Internal; 48.6% are External; 3.6% are Multimodal
- ⇒ 90.7% are Commencing; 9.3% are Returning
- ⇒ 27.2 is the Average Age

- ⇒ 65.9% have Domestic Citizenship
- ⇒ 0.0% have Unknown Citizenship
- ⇒ 34.1% have International Citizenship. Comprising:
 - ⇒ 85.2% enrolled at an Australian Campus
 - ⇒ 14.2% enrolled at a Campus in Malaysia/Sth Africa
 - ⇒ 0.6% enrolled with Offshore Partners

Number of Student enrolments



2019 STUDENT PROFILE - Art, Design & Architecture

AT A GLANCE

2,799 Student enrolments in 2019

- ⇒ 65.6% are Female; 34.2% are Male; 0.3% are Unspecified
- ⇒ 90.0% are Full-time; 10.0% are Part-time
- ⇒ 93.9% are Internal; 0.8% are External; 5.3% are Multimodal
- ⇒ 39.9% are Commencing; 60.1% are Returning
- ⇒ 22.6 is the Average Age
- ⇒ 51.4% are HECS-liable; 48.6% are HECS-exempt; 0.0% are HECS-no info
- ⇒ 10 are of Aboriginal and/or Torres Strait Islander descent (0.4%)
- ⇒ 1,600 were born Overseas (57.2%)

- ⇒ 56.7% have Domestic Citizenship
- ⇒ 43.3% have International Citizenship. Comprising:
 - ⇒ 97.0% enrolled at an Australian Campus
 - ⇒ 0.0% enrolled at a Campus in Malaysia/Sth Africa
 - ⇒ 3.0% enrolled with Offshore Partners

Attendance by Campus

	Full-time	Part-time	Total
Berwick			
Caulfield	2,520	279	2,799
Clayton			
Gippsland			
Malaysia			
Online			
Parkville			
Peninsula			
Sth Africa			
Total	2,520	279	2,799

474 are Domestic Commencing Undergraduates (16.9%)

- ⇒ 80.2% are School Leavers
- ⇒ 81.6% are New to Higher Education

1,588 are Domestic students (56.7%)

- ⇒ 72.5% Speak English at home
- ⇒ 27.5% Speak languages other than English at home
- ⇒ 0.0% Speak an unknown language at home

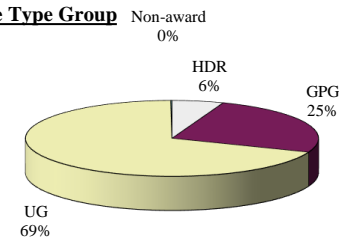
- ⇒ 91.8% Have a permanent residence of Victoria
- ⇒ 8.2% Have a permanent residence of interstate/overseas/unknown

1,211 are International students (43.3%)

- ⇒ 10.3% Speak English at home
- ⇒ 89.7% Speak languages other than English at home
- ⇒ 0.0% Speak an unknown language at home

- ⇒ 95.0% Have a semester residence of Victoria
- ⇒ 5.0% Have a semester residence of interstate/overseas/unknown

Course Type Group



2019 STUDENT PROFILE - Art, Design & Architecture

HIGHER DEGREE BY RESEARCH STUDENT ENROLMENTS

159 Student enrolments (5.7%)

- ⇒ 60.4% are Female; 37.1% are Male
- ⇒ 65.4% are Full-time; 34.6% are Part-time
- ⇒ 88.7% are Internal; 11.3% are External; 0.0% are Multimodal
- ⇒ 23.9% are Commencing; 76.1% are Returning
- ⇒ 37.6 is the Average Age

- ⇒ **82.4%** have Domestic Citizenship
- ⇒ **0.0%** have Unknown Citizenship
- ⇒ **17.6%** have International Citizenship. Comprising:
 - ⇒ 100.0% enrolled at an Australian Campus
 - ⇒ 0.0% enrolled at a Campus in Malaysia/Sth Africa
 - ⇒ 0.0% enrolled with Offshore Partners

Number of Student enrolments



POSTGRADUATE COURSEWORK STUDENT ENROLMENTS

708 Student enrolments (25.3%)

- ⇒ 63.0% are Female; 37.0% are Male
- ⇒ 94.9% are Full-time; 5.1% are Part-time
- ⇒ 94.4% are Internal; 0.3% are External; 5.4% are Multimodal
- ⇒ 48.2% are Commencing; 51.8% are Returning
- ⇒ 24.2 is the Average Age

- ⇒ **26.8%** have Domestic Citizenship
- ⇒ **0.0%** have Unknown Citizenship
- ⇒ **73.2%** have International Citizenship. Comprising:
 - ⇒ 93.1% enrolled at an Australian Campus
 - ⇒ 0.0% enrolled at a Campus in Malaysia/Sth Africa
 - ⇒ 6.9% enrolled with Offshore Partners




UNDERGRADUATE STUDENT ENROLMENTS

1,928 Student enrolments (68.9%)

- ⇒ 67.0% are Female; 32.8% are Male; 0.2% are Unspecified
- ⇒ 90.4% are Full-time; 9.6% are Part-time
- ⇒ 94.2% are Internal; 0.1% are External; 5.8% are Multimodal
- ⇒ 38.1% are Commencing; 61.9% are Returning
- ⇒ 20.7 is the Average Age

- ⇒ **65.6%** have Domestic Citizenship
- ⇒ **0.0%** have Unknown Citizenship
- ⇒ **34.4%** have International Citizenship. Comprising:
 - ⇒ 100.0% enrolled at an Australian Campus
 - ⇒ 0.0% enrolled at a Campus in Malaysia/Sth Africa
 - ⇒ 0.0% enrolled with Offshore Partners

Number of Student enrolments



NON-AWARD STUDENT ENROLMENTS

Number of Student enrolments

4 Student enrolments (0.1%)

2019 STUDENT PROFILE - Arts

AT A GLANCE

8,216 Student enrolments in 2019

- ⇒ 69.6% are Female; 30.2% are Male; 0.1% are Unspecified
- ⇒ 85.1% are Full-time; 14.9% are Part-time
- ⇒ 78.0% are Internal; 1.8% are External; 20.3% are Multimodal
- ⇒ 38.0% are Commencing; 62.0% are Returning
- ⇒ 23.0 is the Average Age
- ⇒ 40.0% are HECS-liable; 60.0% are HECS-exempt; 0.0% are HECS-no info
- ⇒ 43 are of Aboriginal and/or Torres Strait Islander descent (0.5%)
- ⇒ 4,878 were born Overseas (59.4%)

- ⇒ 51.0% have Domestic Citizenship
- ⇒ 49.0% have International Citizenship. Comprising:
 - ⇒ 61.5% enrolled at an Australian Campus
 - ⇒ 38.5% enrolled at a Campus in Malaysia/Sth Africa
 - ⇒ 0.0% enrolled with Offshore Partners

Attendance by Campus

	Full-time	Part-time	Total
Berwick			
Caulfield	2,344	341	2,685
Clayton	3,219	755	3,974
Gippsland		4	4
Malaysia	661	37	698
Online			
Parkville			
Peninsula			
Sth Africa	766	89	855
Total	6,990	1,226	8,216

1,208 are Domestic Commencing Undergraduates (14.7%)

- ⇒ 81.6% are School Leavers
- ⇒ 83.9% are New to Higher Education

4,188 are Domestic students (51.0%)

- ⇒ 80.0% Speak English at home
- ⇒ 20.0% Speak languages other than English at home
- ⇒ 0.0% Speak an unknown language at home

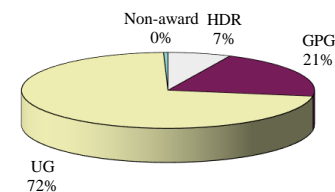
- ⇒ 91.0% Have a permanent residence of Victoria
- ⇒ 9.0% Have a permanent residence of interstate/overseas/unknown

4,028 are International students (49.0%)

- ⇒ 14.1% Speak English at home
- ⇒ 83.6% Speak languages other than English at home
- ⇒ 2.4% Speak an unknown language at home

- ⇒ 58.5% Have a semester residence of Victoria
- ⇒ 41.5% Have a semester residence of interstate/overseas/unknown

Course Type Group



2019 STUDENT PROFILE - Arts


HIGHER DEGREE BY RESEARCH STUDENT ENROLMENTS

571 Student enrolments (6.9%)

- ⇒ 58.0% are Female; 41.9% are Male
- ⇒ 65.8% are Full-time; 34.2% are Part-time
- ⇒ 94.6% are Internal; 5.3% are External; 0.2% are Multimodal
- ⇒ 19.8% are Commencing; 80.2% are Returning
- ⇒ 35.6 is the Average Age

- ⇒ 72.9% have Domestic Citizenship
- ⇒ 0.0% have Unknown Citizenship
- ⇒ 27.1% have International Citizenship. Comprising:
 - ⇒ 80.0% enrolled at an Australian Campus
 - ⇒ 20.0% enrolled at a Campus in Malaysia/Sth Africa
 - ⇒ 0.0% enrolled with Offshore Partners

Number of Student enrolments




POSTGRADUATE COURSEWORK STUDENT ENROLMENTS

1,691 Student enrolments (20.6%)

- ⇒ 71.7% are Female; 28.2% are Male
- ⇒ 83.1% are Full-time; 16.9% are Part-time
- ⇒ 62.9% are Internal; 5.2% are External; 31.9% are Multimodal
- ⇒ 44.8% are Commencing; 55.2% are Returning
- ⇒ 25.8 is the Average Age

- ⇒ 29.2% have Domestic Citizenship
- ⇒ 0.0% have Unknown Citizenship
- ⇒ 70.8% have International Citizenship. Comprising:
 - ⇒ 96.7% enrolled at an Australian Campus
 - ⇒ 3.3% enrolled at a Campus in Malaysia/Sth Africa
 - ⇒ 0.0% enrolled with Offshore Partners




UNDERGRADUATE STUDENT ENROLMENTS

5,914 Student enrolments (72.0%)

- ⇒ 70.2% are Female; 29.7% are Male; 0.1% are Unspecified
- ⇒ 87.8% are Full-time; 12.2% are Part-time
- ⇒ 80.6% are Internal; 0.5% are External; 18.9% are Multimodal
- ⇒ 37.5% are Commencing; 62.5% are Returning
- ⇒ 21.0 is the Average Age

- ⇒ 55.1% have Domestic Citizenship
- ⇒ 0.0% have Unknown Citizenship
- ⇒ 44.9% have International Citizenship. Comprising:
 - ⇒ 44.3% enrolled at an Australian Campus
 - ⇒ 55.7% enrolled at a Campus in Malaysia/Sth Africa
 - ⇒ 0.0% enrolled with Offshore Partners

Number of Student enrolments



NON-AWARD STUDENT ENROLMENTS

40 Student enrolments (0.5%)

- ⇒ 65.0% are Female; 35.0% are Male
- ⇒ 40.0% are Full-time; 60.0% are Part-time
- ⇒ 85.0% are Internal; 0.0% are External; 15.0% are Multimodal
- ⇒ 90.0% are Commencing; 10.0% are Returning
- ⇒ 25.2 is the Average Age

- ⇒ 42.5% have Domestic Citizenship
- ⇒ 0.0% have Unknown Citizenship
- ⇒ 57.5% have International Citizenship. Comprising:
 - ⇒ 91.3% enrolled at an Australian Campus
 - ⇒ 8.7% enrolled at a Campus in Malaysia/Sth Africa
 - ⇒ 0.0% enrolled with Offshore Partners

Number of Student enrolments



2019 STUDENT PROFILE - Business and Economics

AT A GLANCE

21,793 Student enrolments in 2019

- ⇒ 52.3% are Female; 47.7% are Male; 0.0% are Unspecified
- ⇒ 91.7% are Full-time; 8.3% are Part-time
- ⇒ 96.3% are Internal; 0.4% are External; 3.3% are Multimodal
- ⇒ 36.0% are Commencing; 64.0% are Returning
- ⇒ 21.5 is the Average Age
- ⇒ 28.7% are HECS-liable; 71.3% are HECS-exempt; 0.0% are HECS-no info
- ⇒ 10 are of Aboriginal and/or Torres Strait Islander descent (0.0%)
- ⇒ 16,562 were born Overseas (76.0%)

- ⇒ 32.2% have Domestic Citizenship
- ⇒ 67.8% have International Citizenship. Comprising:
 - ⇒ 73.7% enrolled at an Australian Campus
 - ⇒ 26.3% enrolled at a Campus in Malaysia/Sth Africa
 - ⇒ 0.0% enrolled with Offshore Partners

Attendance by Campus

	Full-time	Part-time	Total
Berwick			
Caulfield	10,433	1,029	11,462
Clayton	5,221	449	5,670
Gippsland		4	4
Malaysia	2,901	155	3,056
Online			
Parkville			
Peninsula	716	61	777
Sth Africa	717	107	824
Total	19,988	1,805	21,793

1,810 are Domestic Commencing Undergraduates (8.3%)

- ⇒ 90.5% are School Leavers
- ⇒ 91.4% are New to Higher Education

7,021 are Domestic students (32.2%)

- ⇒ 63.7% Speak English at home
- ⇒ 36.3% Speak languages other than English at home
- ⇒ 0.0% Speak an unknown language at home

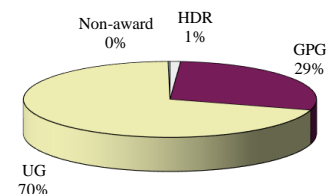
- ⇒ 95.0% Have a permanent residence of Victoria
- ⇒ 5.0% Have a permanent residence of interstate/overseas/unknown

14,772 are International students (67.8%)

- ⇒ 10.8% Speak English at home
- ⇒ 88.5% Speak languages other than English at home
- ⇒ 0.7% Speak an unknown language at home

- ⇒ 71.6% Have a semester residence of Victoria
- ⇒ 28.4% Have a semester residence of interstate/overseas/unknown

Course Type Group



2019 STUDENT PROFILE - Business and Economics


HIGHER DEGREE BY RESEARCH STUDENT ENROLMENTS

253 Student enrolments (1.2%)

- ⇒ 57.3% are Female; 42.7% are Male
- ⇒ 83.8% are Full-time; 16.2% are Part-time
- ⇒ 98.0% are Internal; 1.6% are External; 0.4% are Multimodal
- ⇒ 24.1% are Commencing; 75.9% are Returning
- ⇒ 32.1 is the Average Age

- ⇒ 37.9% have Domestic Citizenship
- ⇒ 0.0% have Unknown Citizenship
- ⇒ 62.1% have International Citizenship. Comprising:
 - ⇒ 68.8% enrolled at an Australian Campus
 - ⇒ 31.2% enrolled at a Campus in Malaysia/Sth Africa
 - ⇒ 0.0% enrolled with Offshore Partners

Number of Student enrolments




POSTGRADUATE COURSEWORK STUDENT ENROLMENTS

6,202 Student enrolments (28.5%)

- ⇒ 57.5% are Female; 42.5% are Male
- ⇒ 90.9% are Full-time; 9.1% are Part-time
- ⇒ 96.3% are Internal; 0.9% are External; 2.8% are Multimodal
- ⇒ 45.6% are Commencing; 54.4% are Returning
- ⇒ 24.4 is the Average Age

- ⇒ 10.5% have Domestic Citizenship
- ⇒ 0.0% have Unknown Citizenship
- ⇒ 89.5% have International Citizenship. Comprising:
 - ⇒ 96.2% enrolled at an Australian Campus
 - ⇒ 3.8% enrolled at a Campus in Malaysia/Sth Africa
 - ⇒ 0.0% enrolled with Offshore Partners



UNDERGRADUATE STUDENT ENROLMENTS

15,293 Student enrolments (70.2%)

- ⇒ 50.1% are Female; 49.9% are Male; 0.0% are Unspecified
- ⇒ 92.2% are Full-time; 7.8% are Part-time
- ⇒ 96.2% are Internal; 0.2% are External; 3.6% are Multimodal
- ⇒ 32.2% are Commencing; 67.8% are Returning
- ⇒ 20.1 is the Average Age

- ⇒ 40.9% have Domestic Citizenship
- ⇒ 0.0% have Unknown Citizenship
- ⇒ 59.1% have International Citizenship. Comprising:
 - ⇒ 60.0% enrolled at an Australian Campus
 - ⇒ 40.0% enrolled at a Campus in Malaysia/Sth Africa
 - ⇒ 0.0% enrolled with Offshore Partners

Number of Student enrolments



NON-AWARD STUDENT ENROLMENTS

45 Student enrolments (0.2%)

- ⇒ 46.7% are Female; 53.3% are Male
- ⇒ 82.2% are Full-time; 17.8% are Part-time
- ⇒ 100.0% are Internal; 0.0% are External; 0.0% are Multimodal
- ⇒ 86.7% are Commencing; 13.3% are Returning
- ⇒ 23.8 is the Average Age

- ⇒ 24.4% have Domestic Citizenship
- ⇒ 0.0% have Unknown Citizenship
- ⇒ 75.6% have International Citizenship. Comprising:
 - ⇒ 79.4% enrolled at an Australian Campus
 - ⇒ 20.6% enrolled at a Campus in Malaysia/Sth Africa
 - ⇒ 0.0% enrolled with Offshore Partners

Number of Student enrolments



2019 STUDENT PROFILE - Education

AT A GLANCE

7,282 Student enrolments in 2019

- ⇒ 79.2% are Female; 20.7% are Male; 0.1% are Unspecified
- ⇒ 78.7% are Full-time; 21.3% are Part-time
- ⇒ 54.3% are Internal; 12.7% are External; 32.9% are Multimodal
- ⇒ 41.1% are Commencing; 58.9% are Returning
- ⇒ 27.7 is the Average Age
- ⇒ 39.2% are HECS-liable; 60.8% are HECS-exempt; 0.0% are HECS-no info
- ⇒ 23 are of Aboriginal and/or Torres Strait Islander descent (0.3%)
- ⇒ 3,938 were born Overseas (54.1%)

- ⇒ 58.2% have Domestic Citizenship
- ⇒ 41.8% have International Citizenship. Comprising:
 - ⇒ 78.3% enrolled at an Australian Campus
 - ⇒ 3.5% enrolled at a Campus in Malaysia/Sth Africa
 - ⇒ 18.2% enrolled with Offshore Partners

Attendance by Campus

	Full-time	Part-time	Total
Berwick			
Caulfield			
Clayton	4,648	1,309	5,957
Gippsland			
Malaysia	83	24	107
Online			
Parkville			
Peninsula	997	221	1,218
Sth Africa			
Total	5,728	1,554	7,282

617 are Domestic Commencing Undergraduates (8.5%)

- ⇒ 83.6% are School Leavers
- ⇒ 87.2% are New to Higher Education

4,238 are Domestic students (58.2%)

- ⇒ 79.2% Speak English at home
- ⇒ 20.8% Speak languages other than English at home
- ⇒ 0.0% Speak an unknown language at home

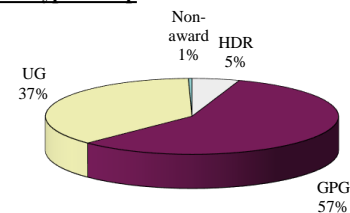
- ⇒ 89.4% Have a permanent residence of Victoria
- ⇒ 10.6% Have a permanent residence of interstate/overseas/unknown

3,044 are International students (41.8%)

- ⇒ 12.3% Speak English at home
- ⇒ 87.7% Speak languages other than English at home
- ⇒ 0.0% Speak an unknown language at home

- ⇒ 68.5% Have a semester residence of Victoria
- ⇒ 31.5% Have a semester residence of interstate/overseas/unknown

Course Type Group



2019 STUDENT PROFILE - Education


HIGHER DEGREE BY RESEARCH STUDENT ENROLMENTS

381 Student enrolments (5.2%)

- ⇒ 73.0% are Female; 27.0% are Male
- ⇒ 58.3% are Full-time; 41.7% are Part-time
- ⇒ 91.6% are Internal; 7.3% are External; 1.0% are Multimodal
- ⇒ 17.8% are Commencing; 82.2% are Returning
- ⇒ 41.1 is the Average Age

- ⇒ **71.1%** have Domestic Citizenship
- ⇒ **0.0%** have Unknown Citizenship
- ⇒ **28.9%** have International Citizenship. Comprising:
 - ⇒ 100.0% enrolled at an Australian Campus
 - ⇒ 0.0% enrolled at a Campus in Malaysia/Sth Africa
 - ⇒ 0.0% enrolled with Offshore Partners

Number of Student enrolments




POSTGRADUATE COURSEWORK STUDENT ENROLMENTS

4,175 Student enrolments (57.3%)

- ⇒ 79.8% are Female; 20.2% are Male; 0.0% are Unspecified"
- ⇒ 73.4% are Full-time; 26.6% are Part-time
- ⇒ 28.9% are Internal; 15.8% are External; 55.3% are Multimodal
- ⇒ 49.4% are Commencing; 50.6% are Returning
- ⇒ 30.6 is the Average Age

- ⇒ **46.4%** have Domestic Citizenship
- ⇒ **0.0%** have Unknown Citizenship
- ⇒ **53.6%** have International Citizenship. Comprising:
 - ⇒ 81.0% enrolled at an Australian Campus
 - ⇒ 4.8% enrolled at a Campus in Malaysia/Sth Africa
 - ⇒ 14.3% enrolled with Offshore Partners



UNDERGRADUATE STUDENT ENROLMENTS

2,697 Student enrolments (37.0%)

- ⇒ 79.5% are Female; 20.4% are Male; 0.1% are Unspecified
- ⇒ 90.5% are Full-time; 9.5% are Part-time
- ⇒ 88.1% are Internal; 8.7% are External; 3.2% are Multimodal
- ⇒ 31.0% are Commencing; 69.0% are Returning
- ⇒ 21.2 is the Average Age

- ⇒ **74.4%** have Domestic Citizenship
- ⇒ **0.0%** have Unknown Citizenship
- ⇒ **25.6%** have International Citizenship. Comprising:
 - ⇒ 66.3% enrolled at an Australian Campus
 - ⇒ 0.0% enrolled at a Campus in Malaysia/Sth Africa
 - ⇒ 33.7% enrolled with Offshore Partners

Number of Student enrolments



NON-AWARD STUDENT ENROLMENTS

29 Student enrolments (0.4%)

- ⇒ 51.7% are Female; 48.3% are Male
- ⇒ 3.4% are Full-time; 96.6% are Part-time
- ⇒ 82.8% are Internal; 13.8% are External; 3.4% are Multimodal
- ⇒ 96.6% are Commencing; 3.4% are Returning
- ⇒ 29.5 is the Average Age

- ⇒ **82.8%** have Domestic Citizenship
- ⇒ **0.0%** have Unknown Citizenship
- ⇒ **17.2%** have International Citizenship. Comprising:
 - ⇒ 80.0% enrolled at an Australian Campus
 - ⇒ 0.0% enrolled at a Campus in Malaysia/Sth Africa
 - ⇒ 20.0% enrolled with Offshore Partners

Number of Student enrolments



2019 STUDENT PROFILE - Engineering

AT A GLANCE

9,352 Student enrolments in 2019

- ⇒ 23.2% are Female; 76.7% are Male; 0.0% are Unspecified
- ⇒ 92.8% are Full-time; 7.2% are Part-time
- ⇒ 96.8% are Internal; 1.3% are External; 1.9% are Multimodal
- ⇒ 25.4% are Commencing; 74.6% are Returning
- ⇒ 21.6 is the Average Age
- ⇒ 42.2% are HECS-liable; 57.8% are HECS-exempt; 0.0% are HECS-no info
- ⇒ 7 are of Aboriginal and/or Torres Strait Islander descent (0.1%)
- ⇒ 6,378 were born Overseas (68.2%)

- ⇒ 46.0% have Domestic Citizenship
- ⇒ 54.0% have International Citizenship. Comprising:
 - ⇒ 61.1% enrolled at an Australian Campus
 - ⇒ 38.1% enrolled at a Campus in Malaysia/Sth Africa
 - ⇒ 0.8% enrolled with Offshore Partners

Attendance by Campus

	Full-time	Part-time	Total
Berwick			
Caulfield			
Clayton	6,803	622	7,425
Gippsland			
Malaysia	1,870	56	1,926
Online			
Parkville			
Peninsula			
Sth Africa			
Total	8,673	678	9,351

800 are Domestic Commencing Undergraduates (8.6%)

- ⇒ 95.4% are School Leavers
- ⇒ 96.9% are New to Higher Education

4,298 are Domestic students (46.0%)

- ⇒ 60.6% Speak English at home
- ⇒ 39.4% Speak languages other than English at home
- ⇒ 0.0% Speak an unknown language at home

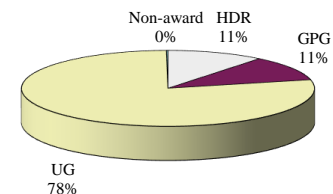
- ⇒ 91.6% Have a permanent residence of Victoria
- ⇒ 8.4% Have a permanent residence of interstate/overseas/unknown

5,054 are International students (54.0%)

- ⇒ 7.0% Speak English at home
- ⇒ 93.0% Speak languages other than English at home
- ⇒ 0.0% Speak an unknown language at home

- ⇒ 56.4% Have a semester residence of Victoria
- ⇒ 43.6% Have a semester residence of interstate/overseas/unknown

Course Type Group



2019 STUDENT PROFILE - Engineering

HIGHER DEGREE BY RESEARCH STUDENT ENROLMENTS

1,002 Student enrolments (10.7%)

- ⇒ 29.2% are Female; 70.8% are Male
- ⇒ 95.4% are Full-time; 4.6% are Part-time
- ⇒ 98.8% are Internal; 0.8% are External; 0.4% are Multimodal
- ⇒ 21.6% are Commencing; 78.4% are Returning
- ⇒ 27.7 is the Average Age

- ⇒ 21.9% have Domestic Citizenship
- ⇒ 0.0% have Unknown Citizenship
- ⇒ 78.1% have International Citizenship. Comprising:
 - ⇒ 78.4% enrolled at an Australian Campus
 - ⇒ 21.6% enrolled at a Campus in Malaysia/Sth Africa
 - ⇒ 0.0% enrolled with Offshore Partners

Number of Student enrolments




POSTGRADUATE COURSEWORK STUDENT ENROLMENTS

999 Student enrolments (10.7%)

- ⇒ 22.8% are Female; 77.2% are Male
- ⇒ 83.5% are Full-time; 16.5% are Part-time
- ⇒ 87.6% are Internal; 10.4% are External; 2.0% are Multimodal
- ⇒ 44.2% are Commencing; 55.8% are Returning
- ⇒ 24.8 is the Average Age

- ⇒ 12.8% have Domestic Citizenship
- ⇒ 0.0% have Unknown Citizenship
- ⇒ 87.2% have International Citizenship. Comprising:
 - ⇒ 94.4% enrolled at an Australian Campus
 - ⇒ 1.1% enrolled at a Campus in Malaysia/Sth Africa
 - ⇒ 4.5% enrolled with Offshore Partners




UNDERGRADUATE STUDENT ENROLMENTS

7,334 Student enrolments (78.4%)

- ⇒ 22.4% are Female; 77.6% are Male; 0.0% are Unspecified
- ⇒ 93.6% are Full-time; 6.4% are Part-time
- ⇒ 97.8% are Internal; 0.1% are External; 2.1% are Multimodal
- ⇒ 23.2% are Commencing; 76.8% are Returning
- ⇒ 20.3 is the Average Age

- ⇒ 53.9% have Domestic Citizenship
- ⇒ 0.0% have Unknown Citizenship
- ⇒ 46.1% have International Citizenship. Comprising:
 - ⇒ 48.7% enrolled at an Australian Campus
 - ⇒ 51.3% enrolled at a Campus in Malaysia/Sth Africa
 - ⇒ 0.0% enrolled with Offshore Partners

Number of Student enrolments




NON-AWARD STUDENT ENROLMENTS

17 Student enrolments (0.2%)

- ⇒ 58.8% are Female; 41.2% are Male
- ⇒ 94.1% are Full-time; 5.9% are Part-time
- ⇒ 94.1% are Internal; 5.9% are External; 0.0% are Multimodal
- ⇒ 76.5% are Commencing; 23.5% are Returning
- ⇒ 21.8 is the Average Age

- ⇒ 5.9% have Domestic Citizenship
- ⇒ 0.0% have Unknown Citizenship
- ⇒ 94.1% have International Citizenship. Comprising:
 - ⇒ 37.5% enrolled at an Australian Campus
 - ⇒ 62.5% enrolled at a Campus in Malaysia/Sth Africa
 - ⇒ 0.0% enrolled with Offshore Partners

Number of Student enrolments



2019 STUDENT PROFILE - Information Technology

AT A GLANCE

7,584 Student enrolments in 2019

- ⇒ 29.9% are Female; 70.1% are Male
- ⇒ 88.8% are Full-time; 11.2% are Part-time
- ⇒ 94.1% are Internal; 4.1% are External; 1.8% are Multimodal
- ⇒ 40.0% are Commencing; 60.0% are Returning
- ⇒ 23.6 is the Average Age
- ⇒ 12.8% are HECS-liable; 87.2% are HECS-exempt; 0.0% are HECS-no info
- ⇒ 6 are of Aboriginal and/or Torres Strait Islander descent (0.1%)
- ⇒ 6,580 were born Overseas (86.8%)

- ⇒ 22.0% have Domestic Citizenship
- ⇒ 78.0% have International Citizenship. Comprising:
 - ⇒ 83.3% enrolled at an Australian Campus
 - ⇒ 15.9% enrolled at a Campus in Malaysia/Sth Africa
 - ⇒ 0.8% enrolled with Offshore Partners

Attendance by Campus

	Full-time	Part-time	Total
Berwick			
Caulfield	3,831	290	4,121
Clayton	2,011	224	2,235
Gippsland			
Malaysia	647	44	691
Online	30	257	287
Parkville			
Peninsula			
Sth Africa	214	36	250
Total	6,733	851	7,584

294 are Domestic Commencing Undergraduates (3.9%)

- ⇒ 78.2% are School Leavers
- ⇒ 79.9% are New to Higher Education

1,668 are Domestic students (22.0%)

- ⇒ 56.5% Speak English at home
- ⇒ 43.5% Speak languages other than English at home
- ⇒ 0.0% Speak an unknown language at home

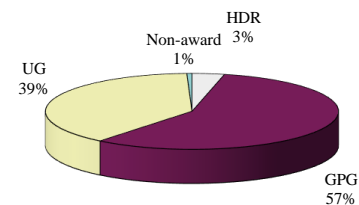
- ⇒ 84.4% Have a permanent residence of Victoria
- ⇒ 15.6% Have a permanent residence of interstate/overseas/unknown

5,916 are International students (78.0%)

- ⇒ 8.6% Speak English at home
- ⇒ 90.9% Speak languages other than English at home
- ⇒ 0.4% Speak an unknown language at home

- ⇒ 82.2% Have a semester residence of Victoria
- ⇒ 17.8% Have a semester residence of interstate/overseas/unknown

Course Type Group



2019 STUDENT PROFILE - Information Technology

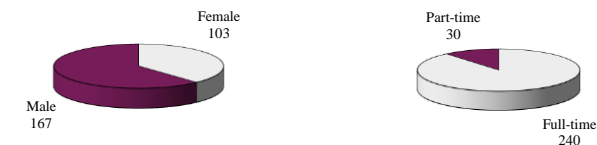
HIGHER DEGREE BY RESEARCH STUDENT ENROLMENTS

270 Student enrolments (3.6%)

- ⇒ 38.1% are Female; 61.9% are Male
- ⇒ 88.9% are Full-time; 11.1% are Part-time
- ⇒ 96.3% are Internal; 3.7% are External; 0.0% are Multimodal
- ⇒ 30.4% are Commencing; 69.6% are Returning
- ⇒ 31.1 is the Average Age

- ⇒ **28.5%** have Domestic Citizenship
- ⇒ **0.0%** have Unknown Citizenship
- ⇒ **71.5%** have International Citizenship. Comprising:
 - ⇒ 79.3% enrolled at an Australian Campus
 - ⇒ 20.7% enrolled at a Campus in Malaysia/Sth Africa
 - ⇒ 0.0% enrolled with Offshore Partners

Number of Student enrolments



POSTGRADUATE COURSEWORK STUDENT ENROLMENTS

4,338 Student enrolments (57.2%)

- ⇒ 34.2% are Female; 65.8% are Male
- ⇒ 88.7% are Full-time; 11.3% are Part-time
- ⇒ 92.9% are Internal; 6.2% are External; 0.9% are Multimodal
- ⇒ 41.8% are Commencing; 58.2% are Returning
- ⇒ 25.2 is the Average Age

- ⇒ **13.5%** have Domestic Citizenship
- ⇒ **0.0%** have Unknown Citizenship
- ⇒ **86.5%** have International Citizenship. Comprising:
 - ⇒ 96.9% enrolled at an Australian Campus
 - ⇒ 1.8% enrolled at a Campus in Malaysia/Sth Africa
 - ⇒ 1.2% enrolled with Offshore Partners




UNDERGRADUATE STUDENT ENROLMENTS

2,933 Student enrolments (38.7%)

- ⇒ 22.6% are Female; 77.3% are Male
- ⇒ 90.1% are Full-time; 9.9% are Part-time
- ⇒ 96.7% are Internal; 0.1% are External; 3.2% are Multimodal
- ⇒ 37.3% are Commencing; 62.7% are Returning
- ⇒ 20.3 is the Average Age

- ⇒ **33.2%** have Domestic Citizenship
- ⇒ **0.0%** have Unknown Citizenship
- ⇒ **66.8%** have International Citizenship. Comprising:
 - ⇒ 57.6% enrolled at an Australian Campus
 - ⇒ 42.4% enrolled at a Campus in Malaysia/Sth Africa
 - ⇒ 0.0% enrolled with Offshore Partners

Number of Student enrolments



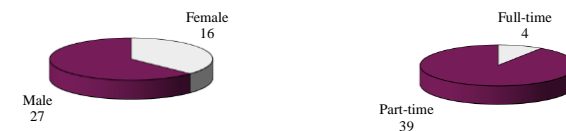
NON-AWARD STUDENT ENROLMENTS

43 Student enrolments (0.6%)

- ⇒ 37.2% are Female; 62.8% are Male
- ⇒ 9.3% are Full-time; 90.7% are Part-time
- ⇒ 27.9% are Internal; 72.1% are External; 0.0% are Multimodal
- ⇒ 100.0% are Commencing; 0.0% are Returning
- ⇒ 29.6 is the Average Age

- ⇒ **72.1%** have Domestic Citizenship
- ⇒ **0.0%** have Unknown Citizenship
- ⇒ **27.9%** have International Citizenship. Comprising:
 - ⇒ 91.7% enrolled at an Australian Campus
 - ⇒ 8.3% enrolled at a Campus in Malaysia/Sth Africa
 - ⇒ 0.0% enrolled with Offshore Partners

Number of Student enrolments



2019 STUDENT PROFILE - Law

AT A GLANCE

4,129 Student enrolments in 2019

- ⇒ 62.4% are Female; 37.6% are Male
- ⇒ 80.5% are Full-time; 19.5% are Part-time
- ⇒ 87.7% are Internal; 0.4% are External; 12.0% are Multimodal
- ⇒ 21.9% are Commencing; 78.1% are Returning
- ⇒ 23.1 is the Average Age
- ⇒ 72.7% are HECS-liable; 27.3% are HECS-exempt; 0.0% are HECS-no info
- ⇒ 20 are of Aboriginal and/or Torres Strait Islander descent (0.5%)
- ⇒ 1,205 were born Overseas (29.2%)

- ⇒ 90.8% have Domestic Citizenship
- ⇒ 9.2% have International Citizenship. Comprising:
 - ⇒ 100.0% enrolled at an Australian Campus
 - ⇒ 0.0% enrolled at a Campus in Malaysia/Sth Africa
 - ⇒ 0.0% enrolled with Offshore Partners

Attendance by Campus

	Full-time	Part-time	Total
Berwick			
Caulfield			
Clayton	3,325	804	4,129
Gippsland			
Malaysia			
Online			
Parkville			
Peninsula			
Sth Africa			
Total	3,325	804	4,129

446 are Domestic Commencing Undergraduates (10.8%)

- ⇒ 86.8% are School Leavers
- ⇒ 87.2% are New to Higher Education

3,751 are Domestic students (90.8%)

- ⇒ 71.9% Speak English at home
- ⇒ 28.1% Speak languages other than English at home
- ⇒ 0.0% Speak an unknown language at home

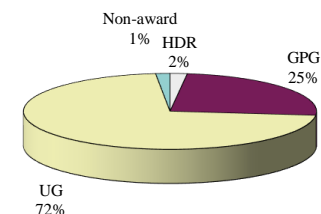
- ⇒ 94.5% Have a permanent residence of Victoria
- ⇒ 5.5% Have a permanent residence of interstate/overseas/unknown

378 are International students (9.2%)

- ⇒ 18.3% Speak English at home
- ⇒ 81.7% Speak languages other than English at home
- ⇒ 0.0% Speak an unknown language at home

- ⇒ 96.3% Have a semester residence of Victoria
- ⇒ 3.7% Have a semester residence of interstate/overseas/unknown

Course Type Group



2019 STUDENT PROFILE - Law

HIGHER DEGREE BY RESEARCH STUDENT ENROLMENTS

78 Student enrolments (1.9%)

- ⇒ 52.6% are Female; 47.4% are Male
- ⇒ 42.3% are Full-time; 57.7% are Part-time
- ⇒ 85.9% are Internal; 14.1% are External; 0.0% are Multimodal
- ⇒ 16.7% are Commencing; 83.3% are Returning
- ⇒ 41.1 is the Average Age

- ⇒ **80.8%** have Domestic Citizenship
- ⇒ **0.0%** have Unknown Citizenship
- ⇒ **19.2%** have International Citizenship. Comprising:
 - ⇒ 100.0% enrolled at an Australian Campus
 - ⇒ 0.0% enrolled at a Campus in Malaysia/Sth Africa
 - ⇒ 0.0% enrolled with Offshore Partners

Number of Student enrolments




POSTGRADUATE COURSEWORK STUDENT ENROLMENTS

1,025 Student enrolments (24.8%)

- ⇒ 66.3% are Female; 33.7% are Male
- ⇒ 57.5% are Full-time; 42.5% are Part-time
- ⇒ 94.1% are Internal; 0.1% are External; 5.8% are Multimodal
- ⇒ 34.5% are Commencing; 65.5% are Returning
- ⇒ 27.8 is the Average Age

- ⇒ **84.5%** have Domestic Citizenship
- ⇒ **0.0%** have Unknown Citizenship
- ⇒ **15.5%** have International Citizenship. Comprising:
 - ⇒ 100.0% enrolled at an Australian Campus
 - ⇒ 0.0% enrolled at a Campus in Malaysia/Sth Africa
 - ⇒ 0.0% enrolled with Offshore Partners




UNDERGRADUATE STUDENT ENROLMENTS

2,961 Student enrolments (71.7%)

- ⇒ 61.2% are Female; 38.8% are Male
- ⇒ 91.2% are Full-time; 8.8% are Part-time
- ⇒ 85.2% are Internal; 0.1% are External; 14.7% are Multimodal
- ⇒ 16.4% are Commencing; 83.6% are Returning
- ⇒ 20.9 is the Average Age

- ⇒ **94.5%** have Domestic Citizenship
- ⇒ **0.0%** have Unknown Citizenship
- ⇒ **5.5%** have International Citizenship. Comprising:
 - ⇒ 100.0% enrolled at an Australian Campus
 - ⇒ 0.0% enrolled at a Campus in Malaysia/Sth Africa
 - ⇒ 0.0% enrolled with Offshore Partners

Number of Student enrolments



NON-AWARD STUDENT ENROLMENTS

65 Student enrolments (1.6%)

- ⇒ 66.2% are Female; 33.8% are Male
- ⇒ 6.2% are Full-time; 93.8% are Part-time
- ⇒ 100.0% are Internal; 0.0% are External; 0.0% are Multimodal
- ⇒ 76.9% are Commencing; 23.1% are Returning
- ⇒ 27.2 is the Average Age

- ⇒ **38.5%** have Domestic Citizenship
- ⇒ **0.0%** have Unknown Citizenship
- ⇒ **61.5%** have International Citizenship. Comprising:
 - ⇒ 100.0% enrolled at an Australian Campus
 - ⇒ 0.0% enrolled at a Campus in Malaysia/Sth Africa
 - ⇒ 0.0% enrolled with Offshore Partners

Number of Student enrolments



2019 STUDENT PROFILE - Medicine, Nursing and Health Science

AT A GLANCE

16,253 Student enrolments in 2019

- ⇒ 71.6% are Female; 28.4% are Male; 0.1% are Unspecified
- ⇒ 71.7% are Full-time; 28.3% are Part-time
- ⇒ 67.4% are Internal; 23.6% are External; 9.0% are Multimodal
- ⇒ 37.4% are Commencing; 62.6% are Returning
- ⇒ 25.6 is the Average Age
- ⇒ 46.1% are HECS-liable; 53.9% are HECS-exempt; 0.0% are HECS-no info
- ⇒ 102 are of Aboriginal and/or Torres Strait Islander descent (0.6%)
- ⇒ 7,485 were born Overseas (46.1%)

- ⇒ 75.3% have Domestic Citizenship
- ⇒ 24.7% have International Citizenship. Comprising:
 - ⇒ 68.6% enrolled at an Australian Campus
 - ⇒ 31.4% enrolled at a Campus in Malaysia/Sth Africa
 - ⇒ 0.0% enrolled with Offshore Partners

Attendance by Campus

	Full-time	Part-time	Total
Berwick			
Caulfield	679	186	865
Clayton	6,841	1,828	8,669
Gippsland	384		384
Malaysia	1,072	20	1,092
Online	389	2,052	2,441
Parkville			
Peninsula	2,129	501	2,630
Sth Africa	165	7	172
Total	11,659	4,594	16,253

2,090 are Domestic Commencing Undergraduates (12.9%)

- ⇒ 83.9% are School Leavers
- ⇒ 85.9% are New to Higher Education

12,235 are Domestic students (75.3%)

- ⇒ 69.5% Speak English at home
- ⇒ 30.5% Speak languages other than English at home
- ⇒ 0.0% Speak an unknown language at home

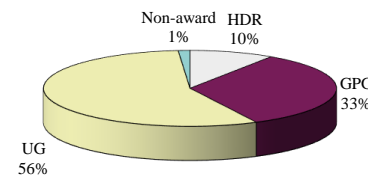
- ⇒ 78.2% Have a permanent residence of Victoria
- ⇒ 21.8% Have a permanent residence of interstate/overseas/unknown

4,018 are International students (24.7%)

- ⇒ 11.8% Speak English at home
- ⇒ 87.8% Speak languages other than English at home
- ⇒ 0.4% Speak an unknown language at home

- ⇒ 65.1% Have a semester residence of Victoria
- ⇒ 34.9% Have a semester residence of interstate/overseas/unknown

Course Type Group



2019 STUDENT PROFILE - Medicine, Nursing and Health Science


HIGHER DEGREE BY RESEARCH STUDENT ENROLMENTS

1,517 Student enrolments (9.3%)

- ⇒ 64.6% are Female; 35.4% are Male
- ⇒ 71.5% are Full-time; 28.5% are Part-time
- ⇒ 96.0% are Internal; 3.8% are External; 0.2% are Multimodal
- ⇒ 24.1% are Commencing; 75.9% are Returning
- ⇒ 32.2 is the Average Age

- ⇒ **70.7%** have Domestic Citizenship
- ⇒ **0.0%** have Unknown Citizenship
- ⇒ **29.3%** have International Citizenship. Comprising:
 - ⇒ 76.8% enrolled at an Australian Campus
 - ⇒ 23.2% enrolled at a Campus in Malaysia/Sth Africa
 - ⇒ 0.0% enrolled with Offshore Partners

Number of Student enrolments




POSTGRADUATE COURSEWORK STUDENT ENROLMENTS

5,399 Student enrolments (33.2%)

- ⇒ 75.8% are Female; 24.1% are Male; 0.1% are Unspecified
- ⇒ 35.6% are Full-time; 64.4% are Part-time
- ⇒ 20.0% are Internal; 65.8% are External; 14.2% are Multimodal
- ⇒ 47.1% are Commencing; 52.9% are Returning
- ⇒ 32.0 is the Average Age

- ⇒ **82.5%** have Domestic Citizenship
- ⇒ **0.0%** have Unknown Citizenship
- ⇒ **17.5%** have International Citizenship. Comprising:
 - ⇒ 99.6% enrolled at an Australian Campus
 - ⇒ 0.4% enrolled at a Campus in Malaysia/Sth Africa
 - ⇒ 0.0% enrolled with Offshore Partners




UNDERGRADUATE STUDENT ENROLMENTS

9,127 Student enrolments (56.2%)

- ⇒ 70.1% are Female; 29.9% are Male; 0.1% are Unspecified
- ⇒ 94.6% are Full-time; 5.4% are Part-time
- ⇒ 92.1% are Internal; 0.4% are External; 7.5% are Multimodal
- ⇒ 32.7% are Commencing; 67.3% are Returning
- ⇒ 20.6 is the Average Age

- ⇒ **71.4%** have Domestic Citizenship
- ⇒ **0.0%** have Unknown Citizenship
- ⇒ **28.6%** have International Citizenship. Comprising:
 - ⇒ 55.9% enrolled at an Australian Campus
 - ⇒ 44.1% enrolled at a Campus in Malaysia/Sth Africa
 - ⇒ 0.0% enrolled with Offshore Partners

Number of Student enrolments



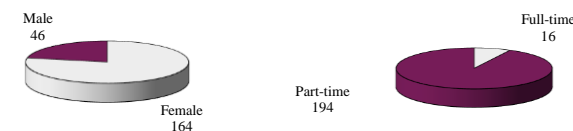
NON-AWARD STUDENT ENROLMENTS

210 Student enrolments (1.3%)

- ⇒ 78.1% are Female; 21.9% are Male
- ⇒ 7.6% are Full-time; 92.4% are Part-time
- ⇒ 5.2% are Internal; 90.0% are External; 4.8% are Multimodal
- ⇒ 93.8% are Commencing; 6.2% are Returning
- ⇒ 28.2 is the Average Age

- ⇒ **91.0%** have Domestic Citizenship
- ⇒ **0.0%** have Unknown Citizenship
- ⇒ **9.0%** have International Citizenship. Comprising:
 - ⇒ 94.7% enrolled at an Australian Campus
 - ⇒ 5.3% enrolled at a Campus in Malaysia/Sth Africa
 - ⇒ 0.0% enrolled with Offshore Partners

Number of Student enrolments



2019 STUDENT PROFILE - Pharmacy and Pharmaceutical Science

AT A GLANCE

2,540 Student enrolments in 2019

- ⇒ 71.7% are Female; 28.3% are Male
- ⇒ 74.9% are Full-time; 25.1% are Part-time
- ⇒ 78.8% are Internal; 19.9% are External; 1.3% are Multimodal
- ⇒ 32.6% are Commencing; 67.4% are Returning
- ⇒ 23.0 is the Average Age
- ⇒ 44.2% are HECS-liable; 55.8% are HECS-exempt; 0.0% are HECS-no info
- ⇒ 1 are of Aboriginal and/or Torres Strait Islander descent (0.0%)
- ⇒ 1,497 were born Overseas (58.9%)

- ⇒ 61.5% have Domestic Citizenship
- ⇒ 38.5% have International Citizenship. Comprising:
 - ⇒ 51.4% enrolled at an Australian Campus
 - ⇒ 48.6% enrolled at a Campus in Malaysia/Sth Africa
 - ⇒ 0.0% enrolled with Offshore Partners

Attendance by Campus

	Full-time	Part-time	Total
Berwick			
Caulfield			
Clayton			
Gippsland			
Malaysia	465	11	476
Online			
Parkville	1,437	627	2,064
Peninsula			
Sth Africa			
Total	1,902	638	2,540

248 are Domestic Commencing Undergraduates (9.8%)

- ⇒ 83.1% are School Leavers
- ⇒ 84.3% are New to Higher Education

1,561 are Domestic students (61.5%)

- ⇒ 46.7% Speak English at home
- ⇒ 53.3% Speak languages other than English at home
- ⇒ 0.0% Speak an unknown language at home

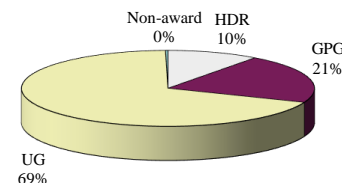
- ⇒ 82.5% Have a permanent residence of Victoria
- ⇒ 17.5% Have a permanent residence of interstate/overseas/unknown

979 are International students (38.5%)

- ⇒ 6.0% Speak English at home
- ⇒ 94.0% Speak languages other than English at home
- ⇒ 0.0% Speak an unknown language at home

- ⇒ 48.1% Have a semester residence of Victoria
- ⇒ 51.9% Have a semester residence of interstate/overseas/unknown

Course Type Group



2019 STUDENT PROFILE - Pharmacy and Pharmaceutical Science


HIGHER DEGREE BY RESEARCH STUDENT ENROLMENTS

257 Student enrolments (10.1%)

- ⇒ 56.0% are Female; 44.0% are Male
- ⇒ 90.3% are Full-time; 9.7% are Part-time
- ⇒ 99.2% are Internal; 0.8% are External; 0.0% are Multimodal
- ⇒ 22.2% are Commencing; 77.8% are Returning
- ⇒ 28.2 is the Average Age

- ⇒ 54.9% have Domestic Citizenship
- ⇒ 0.0% have Unknown Citizenship
- ⇒ 45.1% have International Citizenship. Comprising:
 - ⇒ 79.3% enrolled at an Australian Campus
 - ⇒ 20.7% enrolled at a Campus in Malaysia/Sth Africa
 - ⇒ 0.0% enrolled with Offshore Partners

Number of Student enrolments




POSTGRADUATE COURSEWORK STUDENT ENROLMENTS

532 Student enrolments (20.9%)

- ⇒ 83.8% are Female; 16.0% are Male
- ⇒ 0.0% are Full-time; 100.0% are Part-time
- ⇒ 0.2% are Internal; 93.6% are External; 6.2% are Multimodal
- ⇒ 48.3% are Commencing; 51.7% are Returning
- ⇒ 29.5 is the Average Age

- ⇒ 97.6% have Domestic Citizenship
- ⇒ 0.0% have Unknown Citizenship
- ⇒ 2.4% have International Citizenship. Comprising:
 - ⇒ 100.0% enrolled at an Australian Campus
 - ⇒ 0.0% enrolled at a Campus in Malaysia/Sth Africa
 - ⇒ 0.0% enrolled with Offshore Partners



UNDERGRADUATE STUDENT ENROLMENTS

1,744 Student enrolments (68.7%)

- ⇒ 70.3% are Female; 29.7% are Male
- ⇒ 95.7% are Full-time; 4.3% are Part-time
- ⇒ 100.0% are Internal; 0.0% are External; 0.0% are Multimodal
- ⇒ 29.0% are Commencing; 71.0% are Returning
- ⇒ 20.3 is the Average Age

- ⇒ 51.5% have Domestic Citizenship
- ⇒ 0.0% have Unknown Citizenship
- ⇒ 48.5% have International Citizenship. Comprising:
 - ⇒ 46.5% enrolled at an Australian Campus
 - ⇒ 53.5% enrolled at a Campus in Malaysia/Sth Africa
 - ⇒ 0.0% enrolled with Offshore Partners

Number of Student enrolments



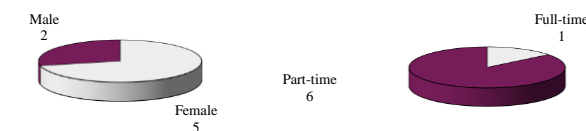
NON-AWARD STUDENT ENROLMENTS

7 Student enrolments (0.3%)

- ⇒ 71.4% are Female; 28.6% are Male
- ⇒ 14.3% are Full-time; 85.7% are Part-time
- ⇒ 14.3% are Internal; 85.7% are External; 0.0% are Multimodal
- ⇒ 100.0% are Commencing; 0.0% are Returning
- ⇒ 30.3 is the Average Age

- ⇒ 28.6% have Domestic Citizenship
- ⇒ 0.0% have Unknown Citizenship
- ⇒ 71.4% have International Citizenship. Comprising:
 - ⇒ 100.0% enrolled at an Australian Campus
 - ⇒ 0.0% enrolled at a Campus in Malaysia/Sth Africa
 - ⇒ 0.0% enrolled with Offshore Partners

Number of Student enrolments



2019 STUDENT PROFILE - Science

AT A GLANCE

6,741 Student enrolments in 2019

- ⇒ 57.6% are Female; 42.4% are Male; 0.0% are Unspecified
- ⇒ 87.6% are Full-time; 12.4% are Part-time
- ⇒ 89.5% are Internal; 0.4% are External; 10.1% are Multimodal
- ⇒ 31.7% are Commencing; 68.3% are Returning
- ⇒ 21.3 is the Average Age
- ⇒ 64.7% are HECS-liable; 35.3% are HECS-exempt; 0.0% are HECS-no info
- ⇒ 33 are of Aboriginal and/or Torres Strait Islander descent (0.5%)
- ⇒ 3,055 were born Overseas (45.3%)

- ⇒ 70.4% have Domestic Citizenship
- ⇒ 29.6% have International Citizenship. Comprising:
 - ⇒ 52.8% enrolled at an Australian Campus
 - ⇒ 47.2% enrolled at a Campus in Malaysia/Sth Africa
 - ⇒ 0.0% enrolled with Offshore Partners

Attendance by Campus

	Full-time	Part-time	Total
Berwick			
Caulfield			
Clayton	5,011	788	5,799
Gippsland	1	1	2
Malaysia	896	44	940
Online			
Parkville			
Peninsula			
Sth Africa			
Total	5,908	833	6,741

1,298 are Domestic Commencing Undergraduates (19.3%)

- ⇒ 78.7% are School Leavers
- ⇒ 80.6% are New to Higher Education

4,749 are Domestic students (70.4%)

- ⇒ 70.5% Speak English at home
- ⇒ 29.4% Speak languages other than English at home
- ⇒ 0.0% Speak an unknown language at home

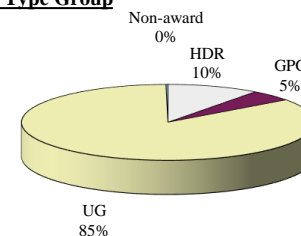
- ⇒ 93.7% Have a permanent residence of Victoria
- ⇒ 6.3% Have a permanent residence of interstate/overseas/unknown

1,992 are International students (29.6%)

- ⇒ 10.1% Speak English at home
- ⇒ 89.9% Speak languages other than English at home
- ⇒ 0.0% Speak an unknown language at home

- ⇒ 49.8% Have a semester residence of Victoria
- ⇒ 50.2% Have a semester residence of interstate/overseas/unknown

Course Type Group



2019 STUDENT PROFILE - Science


HIGHER DEGREE BY RESEARCH STUDENT ENROLMENTS

684 Student enrolments (10.1%)

- ⇒ 45.3% are Female; 54.7% are Male
- ⇒ 93.1% are Full-time; 6.9% are Part-time
- ⇒ 98.5% are Internal; 1.3% are External; 0.1% are Multimodal
- ⇒ 25.0% are Commencing; 75.0% are Returning
- ⇒ 28.0 is the Average Age

- ⇒ **38.0%** have Domestic Citizenship
- ⇒ **0.0%** have Unknown Citizenship
- ⇒ **62.0%** have International Citizenship. Comprising:
 - ⇒ 77.1% enrolled at an Australian Campus
 - ⇒ 22.9% enrolled at a Campus in Malaysia/Sth Africa
 - ⇒ 0.0% enrolled with Offshore Partners

Number of Student enrolments




POSTGRADUATE COURSEWORK STUDENT ENROLMENTS

323 Student enrolments (4.8%)

- ⇒ 54.8% are Female; 45.2% are Male
- ⇒ 83.0% are Full-time; 17.0% are Part-time
- ⇒ 90.7% are Internal; 0.0% are External; 9.3% are Multimodal
- ⇒ 45.8% are Commencing; 54.2% are Returning
- ⇒ 25.8 is the Average Age

- ⇒ **37.2%** have Domestic Citizenship
- ⇒ **0.0%** have Unknown Citizenship
- ⇒ **62.8%** have International Citizenship. Comprising:
 - ⇒ 100.0% enrolled at an Australian Campus
 - ⇒ 0.0% enrolled at a Campus in Malaysia/Sth Africa
 - ⇒ 0.0% enrolled with Offshore Partners




UNDERGRADUATE STUDENT ENROLMENTS

5,719 Student enrolments (84.8%)

- ⇒ 59.2% are Female; 40.7% are Male; 0.0% are Unspecified
- ⇒ 87.4% are Full-time; 12.6% are Part-time
- ⇒ 88.3% are Internal; 0.3% are External; 11.4% are Multimodal
- ⇒ 31.6% are Commencing; 68.4% are Returning
- ⇒ 20.2 is the Average Age

- ⇒ **76.2%** have Domestic Citizenship
- ⇒ **0.0%** have Unknown Citizenship
- ⇒ **23.8%** have International Citizenship. Comprising:
 - ⇒ 38.1% enrolled at an Australian Campus
 - ⇒ 61.9% enrolled at a Campus in Malaysia/Sth Africa
 - ⇒ 0.0% enrolled with Offshore Partners

Number of Student enrolments



NON-AWARD STUDENT ENROLMENTS

15 Student enrolments (0.2%)

- ⇒ 53.3% are Female; 40.0% are Male
- ⇒ 33.3% are Full-time; 66.7% are Part-time
- ⇒ 100.0% are Internal; 0.0% are External; 0.0% are Multimodal
- ⇒ 93.3% are Commencing; 6.7% are Returning
- ⇒ 24.0 is the Average Age

- ⇒ **60.0%** have Domestic Citizenship
- ⇒ **0.0%** have Unknown Citizenship
- ⇒ **40.0%** have International Citizenship. Comprising:
 - ⇒ 66.7% enrolled at an Australian Campus
 - ⇒ 33.3% enrolled at a Campus in Malaysia/Sth Africa
 - ⇒ 0.0% enrolled with Offshore Partners

Number of Student enrolments

