

COURSE PROGRESSION MAP FOR 2026 COMMENCING STUDENTS

This progression map provides advice on the suitable sequencing of units and guidance on how to plan unit enrolment for each semester of study. It does not substitute for the list of required units as described in the course 'Requirements' section of the [Handbook](#). Please note: the map below reflects the suggested progression through the course, as a guide only.

[Contact us](#) if you would like a personalised map. We can help you plan out your course to make the most of your experience Monash.

A6037 MASTER OF PUBLIC POLICY (DOUBLE MASTERS WITH O.P. JINDAL GLOBAL UNIVERSITY)

96 POINT ENTRY, COMMENCING SEMESTER 2 (2 YRS)

MONASH UNIVERSITY STUDENTS

YEAR 1 (MONASH UNIVERSITY)

SEMESTER 2	APG5102 (6pts)	APG5103 (6pts)	ELECTIVE (6pts)	ELECTIVE (6pts)
------------	----------------	----------------	-----------------	-----------------

YEAR 2 (MONASH UNIVERSITY and JINDAL GLOBAL UNIVERSITY)

SEMESTER 1	APG5101 (6pts)	APG5104 (6pts)	APG5195 (6pts)	PROFESSIONAL PRACTICE (6pts)
SEMESTER 2	PARTNER STUDIES (12pts)		PARTNER STUDIES (12pts)	

YEAR 3 (JINDAL GLOBAL UNIVERSITY)

SEMESTER 1	PARTNER STUDIES (12pts)	PARTNER STUDIES (12pts)
------------	-------------------------	-------------------------

-  PART A. CORE STUDIES
-  PART D: SPECIFIED ELECTIVE STUDIES
-  PART B. PROFESSIONAL PRACTICE STUDIES
-  PART E. PARTNER STUDIES
-  JGU PART C. APPLIED STUDIES

COURSE PROGRESSION MAP FOR 2026 COMMENCING STUDENTS

This progression map provides advice on the suitable sequencing of units and guidance on how to plan unit enrolment for each semester of study. It does not substitute for the list of required units as described in the course 'Requirements' section of the [Handbook](#). Please note: the map below reflects the suggested progression through the course, as a guide only.

[Contact us](#) if you would like a personalised map. We can help you plan out your course to make the most of your experience Monash.

A6037 MASTER OF PUBLIC POLICY (DOUBLE MASTERS WITH O.P. JINDAL GLOBAL UNIVERSITY)

96 POINT ENTRY, COMMENCING SEMESTER 2 (2 YRS)

JINDAL GLOBAL UNIVERSITY STUDENTS

YEAR 1 (JINDAL GLOBAL UNIVERSITY)




SEMESTER 2	PARTNER STUDIES (12pts)	PARTNER STUDIES (12pts)
-------------------	-------------------------	-------------------------

YEAR 2 (JINDAL GLOBAL UNIVERSITY)

SEMESTER 1	PARTNER STUDIES (12pts)	PARTNER STUDIES (12pts)
-------------------	-------------------------	-------------------------

YEAR 3 (MONASH UNIVERSITY)

SEMESTER 1	CORE STUDIES (6pts)	CORE STUDIES (6pts)	ELECTIVE (6pts)	PROFESSIONAL PRACTICE (6pts)
SEMESTER 2	CORE STUDIES (6pts)	CORE STUDIES (6pts)	APPLIED STUDIES (12pts)	

-  PART A. CORE STUDIES
-  PART D: SPECIFIED ELECTIVE STUDIES
-  PART B. PROFESSIONAL PRACTICE STUDIES
-  PART E. PARTNER STUDIES
-  PART C. APPLIED STUDIES

Source: Monash University 2026 Handbook
CRICOS Provider Number: 111516D

While the information provided herein was correct at the time of viewing and/or printing, Monash University reserves the right to alter procedures, fees and regulations should the need arise. Students should carefully read all official correspondence, other sources of information for students and the official university noticeboards to be aware of changes to the information contained herein. The inclusion in a publication of details of a course in no way creates an obligation on the part of the university to teach it in any given year, or to teach it in the manner described. The university reserves the right to discontinue or vary courses at any time without notice. Students should always check with the relevant faculty officers when planning their courses. Some courses and units are described which may alter or may not be offered due to insufficient enrolments or changes to teaching personnel.