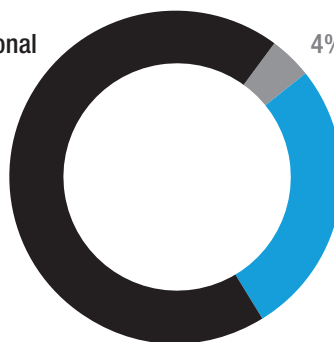


VICTORIAN INJURY DEATH 2011–2013 FACT SHEET

6105

VICTORIANS DIED AS
A RESULT OF INJURY

69% unintentional



4% undetermined

27% intentional

INTENTIONAL

25% Suicide

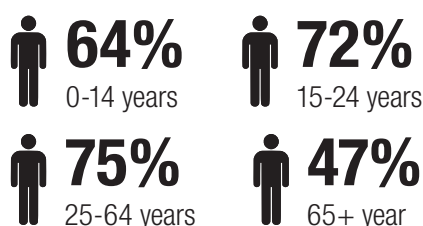
2% Homicide

INJURY DEATH RATES (ANNUALLY PER 100,000 POPULATION)



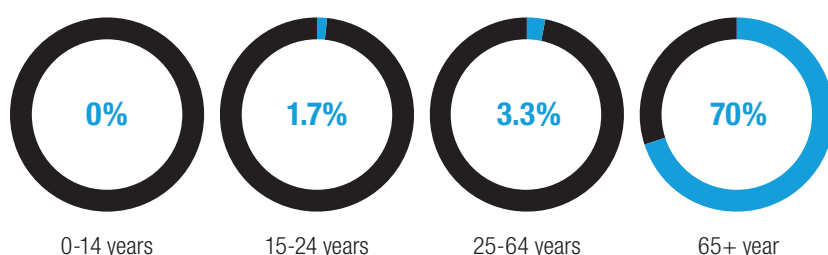

**MALES
ACCOUNTED
FOR 61% OF ALL
INJURY DEATHS**

MALES BY AGE GROUP:



MORE THAN ONE IN THREE INJURY DEATHS WAS DUE TO FALLS

INJURY DEATHS FROM FALLS BY AGE GROUP:



Falls, suicide and transport together accounted for

75%

of all injury deaths