





## Defibrillator Post-use Checklist

Mediana HeartOn A15	
Mediana HeartOn A15 Serial Number: .....	Defibrillator Coordinator: .....
Defibrillator Location: .....	
<i>Complete the checklist and forward to the Occupational Health Team for retention.</i>	

Refer to <i>Mediana HeartOn A15 AED Operator's Manual</i> pages 31-34 for detailed instructions. Contact the Occupational Health Team for assistance	Completed	Date
1. Unit and accessories are free from damage, dirt and contamination Clean and/or replace if necessary (refer to page 33)	<input type="checkbox"/> YES <input type="checkbox"/> NO	...../...../.....
2. Transfer data from the Event Review Software, if desired (refer to page 31)	<input type="checkbox"/> YES <input type="checkbox"/> NO	...../...../.....
3. New electrode pads are connected or replacement has been ordered* (refer to page 33) New electrode pads have not passed expiration date	<input type="checkbox"/> YES <input type="checkbox"/> NO	...../...../.....
4. New battery is connected or a replacement has been ordered* (refer to pages 32-33) Defibrillator has passed <i>Battery Insertion Self-test</i> (refer to pages 13, 15-19) Battery has not passed expiration date Battery Status Icon show fully charged status 	<input type="checkbox"/> YES <input type="checkbox"/> NO	...../...../.....
5. Power On Self Test (POST) conducted (refer to page 18) <i>Hold ON/OFF button down for at least 5 seconds to start a POST (manually initiated self-test). Upon successfully completing of the POST, the unit will sound the voice prompt "Unit ok" and the status indicator will change from  to .</i> <i>Turn off the unit by closing the cover</i>	<input type="checkbox"/> YES <input type="checkbox"/> NO	...../...../.....
6. Service Indicator shows unit is ready to use  (refer to page 9)	<input type="checkbox"/> YES <input type="checkbox"/> NO	...../...../.....
<b>Signature:</b> ..... (Print name if different to Defibrillator Coordinator listed above)		...../...../.....

\* Order replacement electrode pads immediately post use. While awaiting pad replacement, place 'OUT OF ORDER' signage on the defibrillator.