

# Squirrel\*

\* to move in an inquisitive and restless manner

## FROM THE HOD



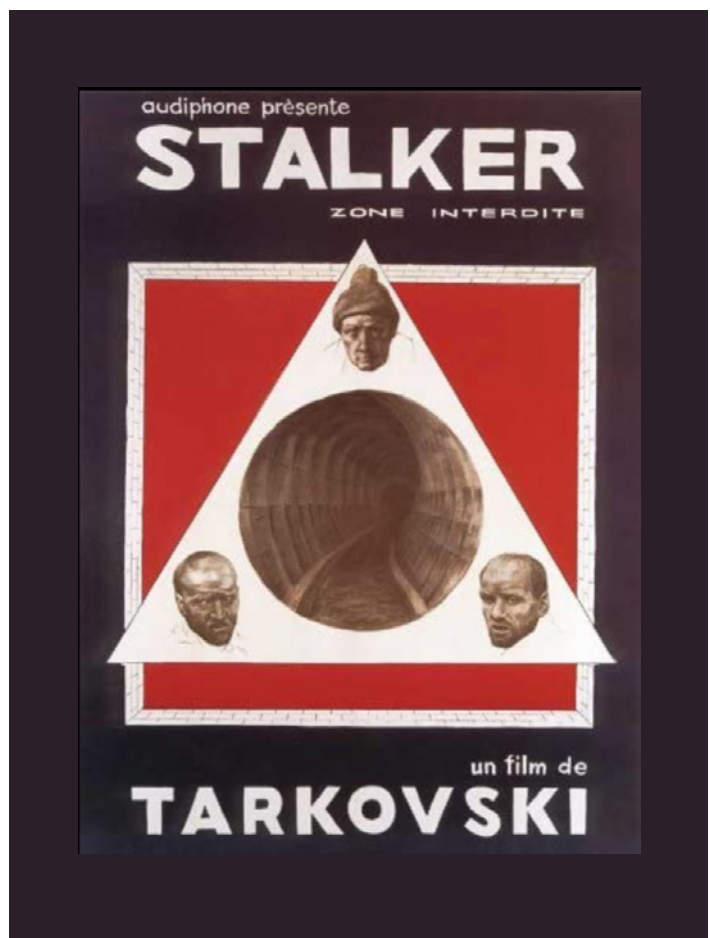
**Gene Bawden**  
Head of Department, Design

Over twenty issues of 'Squirrel' The MADA design community has proven time and again that creativity and resilience are a powerful union. As we come to the conclusion of our academic year we can be rightly proud of the achievements we've made as collaborators in design education. Whether students, academic staff or the professional team, we have all come together to ensure that the best possible outcomes for everyone were enabled. Our approach to teaching has irrevocably changed, as has the way we learn. All the best innovations of 2020 (and there have been many 'bests' despite the pandemic) will fold into the future of design at Monash. Good luck with all you have yet to finish, knowing that what you've achieved so far is incredible. Stay safe. Stay creative. Stay with us.



# WOTTA WATCH

‘**Stalker** (1979) is Andrei Tarkovsky’s final Soviet feature film. It is a metaphysical journey through an enigmatic postapocalyptic landscape, and a rarefied cinematic experience like no other. A hired guide—the Stalker—leads a writer and a professor into the heart of “the Zone”, the restricted site of a long-ago disaster, where the three men eventually zero in on “the Room”, a place rumoured to fulfil one’s most deeply held desires. Adapting a science-fiction novel by Arkady and Boris Strugatsky, Tarkovsky created an immersive world with a wealth of material detail and a sense of organic atmosphere. A religious allegory, a reflection of contemporaneous political anxieties, a meditation on film itself *Stalker* envelops the viewer by opening up a multitude of possible meanings’. — Kanopy.com



Tap the image below to watch on Kanopy. Tap the poster, left, for the trailer.




# NED'S SHORT PICK

## Press Enter

This short film explores the notion of digital technology through a network that invades urban space, but also raises the question of artificial intelligence and its impact on reality.

Directed by [Almir Nago](#)

Tap the image to watch.



Above: Press Enter (vimeo.com/361319224)



# Always Was, Always Will Be.

**8-15 NOV 2020**



NAIDOC Week celebrations are held across Australia to celebrate the history, culture and achievements of Aboriginal and Torres Strait Islander peoples. NAIDOC is celebrated not only in Indigenous communities, but by Australians from all walks of life. The week is a great opportunity to participate in a range of activities and to support your local Aboriginal and Torres Strait Islander community. **For information on NAIDOC Week events, tap the orange icon, left.**

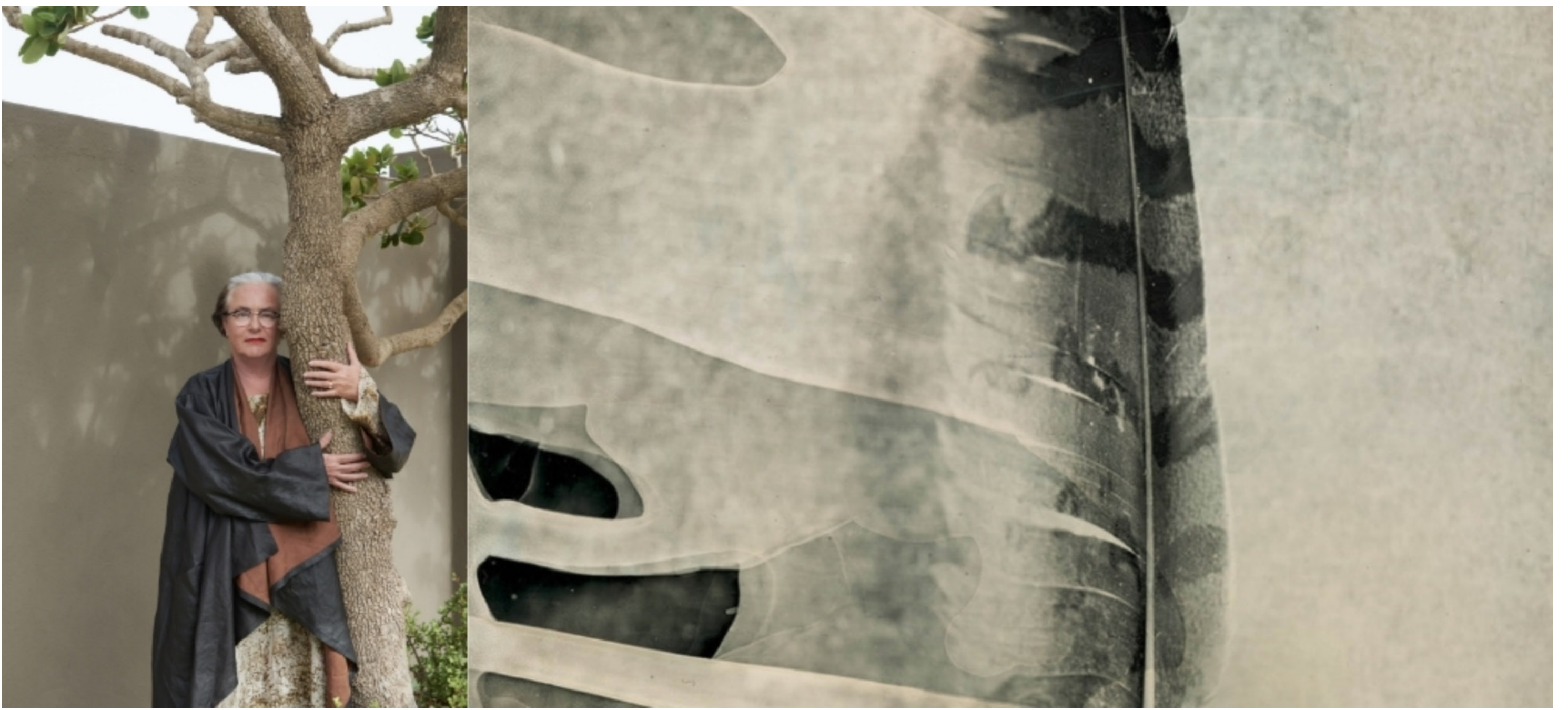


**Zhou Xiaoping:  
Spiritual Bonding between  
Land and People**



The artist Zhou Xiaoping has spent the last 30 years travelling to and from remote Arnhem Land communities, getting to know Aboriginal culture first hand and learning from and collaborating with Aboriginal artists such as Jimmy Pike and Johnny Bulunbulun. Zhou Xiaoping has developed his unique approach to art, drawing on his knowledge and inspiration from both Aboriginal art and Chinese art.

**Left:** Dancers, 2006. Ink, oil on rice paper and canvas.  
Exhibition supported by Australia-China Institute for Arts and Culture and Western Sydney University.  
**Tap the 'view' icon to connect to the works.**



### DIA NAIDOC Keynote and Forum

**Lidewji (Li) Edlekoort** (above) presents a Design Institute of Australia exclusive, discussing the importance of craft within Indigenous culture—Animism—touching on the worldwide return to the relevance of craft post-Covid. An exploration of how this worldwide cultural shift might align to a deeper understanding and appreciation of Indigenous craft, and how this might inform a future Australian design direction.

**Forum:** Immediately following the Animism Keynote, Li will join a live online forum, to reflect on the keynote theme. The forum will be facilitated Jefa Greenaway.

**Costs:** DIA Student \$79 DIA Member \$99 Non Member \$149

**Tap the icon DIA/NAIDOC icon to connect to further information**



### The new ACMI logo has raised concerns among the Australian graphic design community

“The Australian Centre for Moving Image (ACMI) is one of Australia’s premier publicly-funded cultural institutions...

As the peak national body representing the Australian communication design industry, AGDA applauds ACMI for making a significant investment in a quality, well-considered brand identity. However, we are disappointed to discover they have chosen to make this investment with a UK business”

**[Tap here to read the full response from the Australian Graphic Design Association \(AGDA\) Board.](#)**

### Victorian Premier’s Design Awards

The Victorian Premier’s Design Awards has recorded its highest number of entries in the program’s history. The Victorian design and architecture community have stepped up to the plate and submitted their best work for consideration in this year’s Victorian Premier’s Design Awards with a record 365 submissions received across eight main design disciplines, representing the highest number of submissions in the program’s history. Great to see among the entries a number of Monash designs, including Dr Nyein Aung’s (Design Health Collab) PhD project; “Repose: An Economy Class Aircraft Cabin Designed For Sleep”. **[Tap here to see all the entries. Good luck Monash!](#)**



Above: David Band, 'My Ship 2' (2011)

### Studio David Band Remembering and sharing a life’s work.

David’s Band’s creative career spanned over 30 years. Sadly he passed away from cancer in 2011. Though there will be no new David Band artworks, there is a new website that showcases the extraordinary works of this prolific Melbourne-based Scottish designer. It features selected works from David’s solo exhibitions from 1995 through to his final exhibition, but it is far from a complete archive. There are many works not included, such as the vast amount of work from his design practice that included work for Australia’s top restaurants, global fashion houses, as well as album cover artwork for international recording artists such as Altered Images, Joan Armatrading and his iconic designs for Spandau Ballet.

**Tap the image to see and read more.**



## Monash design electives

Wondering what electives to take in 2021? Or maybe just what we have on offer? Over the next few weeks the Design Department will be promoting our different electives through a special Instagram account: [@monashdesignelectives](#)


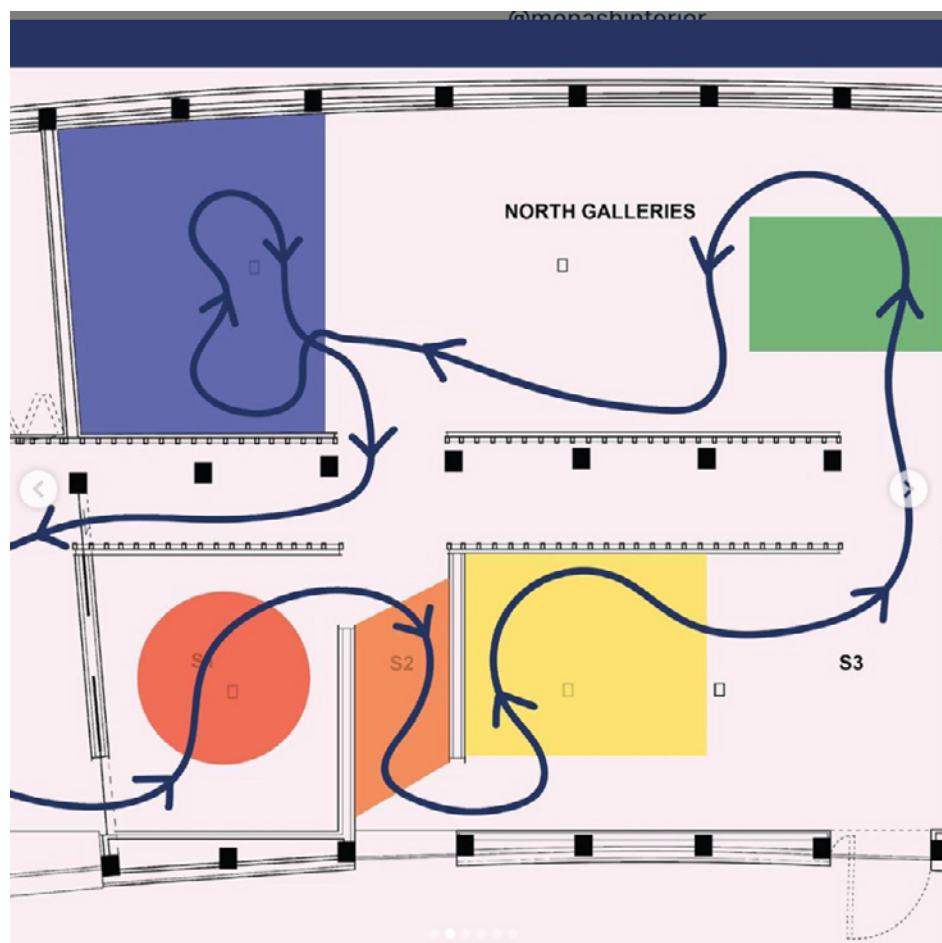
Follow us and you'll be updated with new options and ideas to help you plan your elective journey.

Tap the 'follow' icon to connect to Instagram.

SPATIAL DESIGN  
EXHIBITION DESIGN

SDN2505

MONASH University



- 01 Taking inspiration from the... I could potentially use a simi... would be effective because... can open up the space whi...
- 02 Similar to precedent no.1, I'll... are able to separate the spa... incorporating patterns into i... more visually create.
- 03 Using no.3 as inspiration for... audience to navigate throug... the semi-transparent h... open.
- 04 The fourth image inspiratio... hanging posters from the ce... work with some of the art/d... the Bauhaus. It makes the p... approachable rather than h... hung up on the wall.



COMMUNICATION DESIGN  
TYPOGRAPHY 1

VCO1302

MONASH University



## Collaborative design studio 4 New in 2021

Tap the icon above to connect to the handbook



Above: Lily Connolly "Renting, Swapping & Sharing: A Circular Fashion Economy"

**Collaborative design (or co-design) is a burgeoning practice that draws together design and other disciplinary thinking to address a wide range of societal and environmental challenges.** Monash is the first university to offer a graduating degree in Collaborative Design, and we're beginning this exciting studio pathway at third year level from 2021. If you've completed SDN2001, IDN2001 or CDS2001, you have the prerequisite unit to enter the COL3001 studio program. In it you will learn the core practices and underlying values of co-design, in future-focused projects that bring you together with each other, communities, and other disciplinary practitioners and ways of thinking.

# NICE WORK

**Communication Design student, Betty Gu, has shared her type research poster with Squirrel.** Betty, and the other students, were required to research a typeface then curate the research into posters that reflect what they have discovered. Betty's poster below reflects the historical context of Giambattista Bodoni's eighteenth century typeface, while the poster, right, reflects its extensive use in the fashion press.

To read more about fashion typography check out this [Eye Article](#) from 2007.



## HISTORY & CONTEXT

The late 18th century was a Golden Age for typographer and printer. The constant improvement of the printing technology, such as the invention of smoother paper and the introduction of metal the printing machine, allowed accurate details and thinner strokes to be printed.

After his apprenticeship in Propaganda Fide in the Vatican, Bodoni studied under John Baskerville. The Bodoni type followed many ideas of John Baskerville's works. During his years working in the publishing industry, Bodoni attended language courses and developed countless typefaces for different languages.

The ITC Bodoni, digitized by Summer Stone in 1994, is the closest of all the revivals to Bodoni's style. It supports 81 different languages. Even back in the time when the Bodoni type was first designed, it was not limited to one language, but included multiple variants and symbols from so-called "exotic" languages from around the globe. This allowed him to later produced the largest catalogue of alphabets and typographical characters ever published: Oratio Dominica, printed in 1806 in 155 different languages.

## USAGE & CHARACTERISTICS

The Bodoni is a neoclassic typeface, marked by the extreme contrast between the thick and thin strokes, which makes it exceptionally elegant when used for display but lacking in legibility. The revivals of Bodoni nowadays are optically scaled. The contrast between stoke decreases when the letter is in a smaller size to preserve readability. Due to the advancement of technology, it was able to have perfectly vertical stress, giving it a balanced look. It moved away from the traditional calligraphy style and began a new era of industrialized printing method with modern fonts. Another major innovation that Bodoni put forth is the flattened, unbracketed serifs, as the Industrial Revolution influenced designers to reject decorative element and leaned towards a rational style.

The Bodoni type was widely used for books in the 18th and 19th century, such as the sumptuous folio books by Horace, Q. Horatii Flacci Opera, printed at Bodoni's Printing Office. Nowadays, its revivals are continued to be used as a display font in the fashion industry, magazines, advertisement and film posters. It can be seen on the front cover of the art magazine FMR and the film Mamma Mia's poster.

Museo Bodoniano. 2020. "Biography." Giambattista Bodoni. Accessed September 8, 2020. <https://museobodoniano.com/biography/>.  
 Norriek, Cornina. 2011. "Stephan Füssel (ed): Giambattista Bodoni: Manuale di Tipografia: Manuale Tipografico (1818)." Publishing Research Quarterly 27, no.1 (March): 88-89.  
 Breehnbühl, Beat. 2011. "Giambattista Bodoni: King of typographer, typographer of kings." Graphis 58, no.334 (July): 90-100. Elation Press. n.d. "The history of Letterpress Printing." Accessed September 8, 2020. <http://elationpress.com/resources/the-history-of-letterpress-printing/>.

# TALKING TYPE



If, by chance, you've been admiring the 'New Rail' sans serif

typeface 'Squirrel' uses each week, then you should also know who designed it. **Margaret Calvert** created the typeface with her collaborator Jock Kinneir in the 1960s especially for signage on the British Rail network. First used at Liverpool Street Station, Calvert's alphabet is now seen on motorway signs across Britain. London's Design Museum is about to launch a Margaret Calvert exhibition. **To read more about Calvert and her design journey, tap the image to connect to the Guardian.**



Above: Margaret Calvert's working drawings for Rail Alphabet 2.




‘Design Fundamentals’ student Hanqing (Demie) Xie, shares her handmade alphabet with us, and the story that inspired it. Her grandmother re-knitted the hat from a little jumper she had made Demie when she was little. The woolly hat was a parting gift for when she came to Australia to keep warm in the Melbourne winter. **Lecturer: Janet Mills**




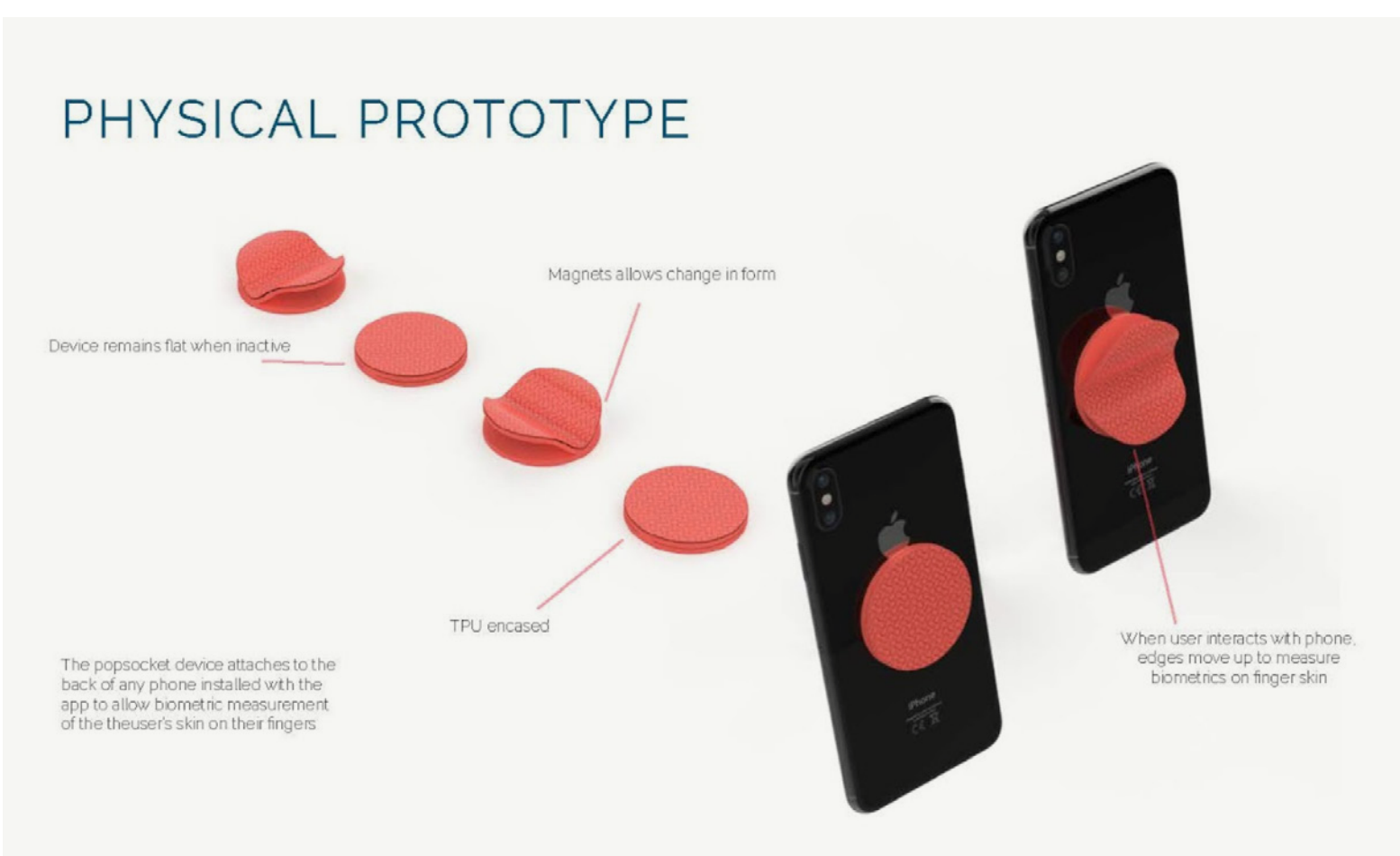
# Designing the future of... everything

Lecturers: Troy McGee, Richard Morfuni, Amy Killen Rowan Page, Giorgia Pisano

Soon these concepts will be fully developed design solutions to be exhibited at MADA NOW (see page 13 for details). Good luck everyone finishing their final projects across the department; but things seem to be well in-hand in Industrial Design Studio 5.



Network of autonomous public transport services operating in dedicated laneways away from general roads.



- Personal commuter scooter, render and prototypes**  
Gordon Chen-Shuo Hung
- UFO Garbage Cruiser**  
Yingying Peng
- Modular cargo bike**  
Shaun Su
- Autonomous tourist tram**  
Alan Truong
- Touch see sleep system**  
Sarah Gordon
- Bio-lit, waste fuelled street lighting**  
Hannah Debuhr

# GOOD READ

**This week:**

## **The Library A World History**

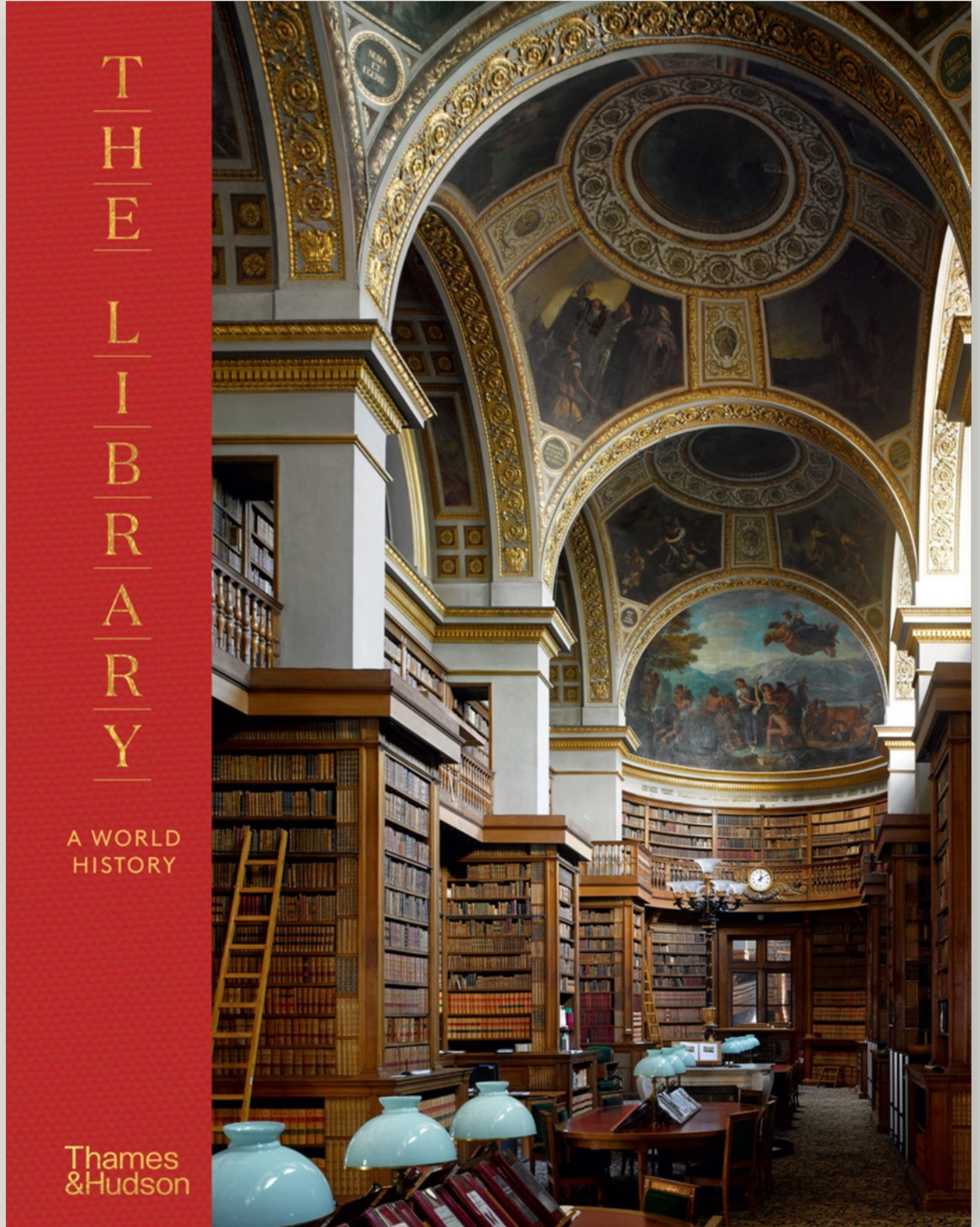
By James W P Campbell  
and Will Pryce

When a book is brought to your attention via social media with the exclamation: **“oh! It’s BEAUTIFUL!”** you know its worth checking out. And, when that accolade comes from the Art, Design and Architecture Subject Librarian, Romany Manuel, you know it really is a recommendation worth pursuing.

“Ambitious and wide-ranging, this is the first single volume to tell the story of the library as a distinct building type, all around the world and from the beginnings of writing to the present day. In its highest form the library is a total work of art, combining painting, sculpture, furniture and architecture.”

— [thamesandhudson.com.au](http://thamesandhudson.com.au)

**‘The Library: A world History’ is available in the Monash Library**



# LISTEN UP



Squirrel readers were introduced to Tenfingerz (Tenielle Clerke) last week, and this week we encourage you to tune into Patricia Karvelas’ ‘The Drawing Room’ interview on ‘Fast Fashion’.

“A tonne of clothing and textiles, that would otherwise have gone to landfill, has been salvaged and given a new life. Two savvy designers and performers have used their talents to turn second-hand clothes into **haute couture** fit for the runway... Tenielle Clerke and Sebastian Berto join Patricia Karvelas in the Drawing room to discuss the world of fast fashion, how to change your fashion outlook to create a more ethical wardrobe, and where the clothes you dump in op-shops really ends up”.

**Just tap the ‘listen up’ icon to connect to the interview.**

# WE ♥ MELB

**In the midst of our darkest lockdown days, Melbourne Central gave Melburnians the opportunity to post a ‘love letter’ to our city.**

You can visit the site and read through all the texts, or listen into the voice messages by tapping the image, right.

Or you can take the Lord Mayors advice; “Come back into the city and find your own reasons to fall in love with Melbourne”.

—Lord Mayor Sally Capp







ELECTIVE  
**FOCUS**  
VCO1203

**Contemporary  
Illustration**

Lecturers:  
Ned Culic, Tracie Grimwood



**Clockwise from Top:**  
**Bree Mitchell**  
Lyric project  
**Savanah Murtough**  
'Clean Up On Aisle 3'  
**Ellen Mooney**  
Modern Monster  
**Chik Leung**  
'Screenager'.  
Modern Monster  
**Sienna Fernando**  
detail from 'Trich', a self  
initiated zine.  
**Yuke Yang**  
Modern Monster



**The Monash/Suzhou Master of Industrial Design students are a little ahead of their Australian counterparts, having finished their academic year already.**

Their studio lecturer Bernie Walsh shared with 'Squirrel' some of the highlights from their final project submissions, proving just how talented this cohort proved to be despite the challenges of Covid19. The entire year has been delivered remotely, teaching from Australia—via video and WeChat—into the homes of the students in China. The quality of work, as proven in Squirrel many times, has been second to none. Congratulations to all, both students and staff who collaborated on such a successful year's work!

(Swipe to the next page for more Suzhou images)

**MDC5100 MAJOR DESIGN PROJECT**

Shella - Xia Shuang

## BLOOD PRESSURE MONITOR

**PROJECT DESCRIPTION**

Blood pressure is a common disease, and now older people, the adults, have uncontrollable blood pressure that can lead to complications. How can this disease be monitored digitally?

When our heart beats, it pumps blood around our bodies, providing the body with the energy and oxygen it needs. When blood moves, it expands the edges of blood vessels. And this pushing force is your blood pressure. Every person's blood pressure is considered high blood pressure. Recent research in blood pressure guidelines changed for the first time in 14 years. Hypertension guidelines have recently been changed from 140/90 to 130/80.

When I went to my grandma's house to do some research, it took her a long time to get her blood pressure monitor out of the closet. Carrying it back and forth gave me inspiration for my design. It would be convenient if the sphygmomanometer were a common household device.

**CONCEPT DESCRIPTION**

This is a digital blood pressure monitor. The elderly can use it easily at home. It is not only a high level of appearance of desktop decoration, but also an excellent home health monitoring equipment. The blood pressure monitor can warm the user by the LED light color.

Under normal circumstances, the blood pressure monitor can also display the time, date and weather. The blood pressure monitor is well integrated into the home environment and doesn't open out of place. Results are recorded and up to 150 results are saved to determine trends. Heart rate status value, the cuff is inflated and ready. You can put it on your table or on your bedside cabinet. The blood pressure monitor reduces the address of medical devices.

**RORO**  
A Personal Blood Pressure Monitor

**SKETCH MAPS**

**PRODUCT RESEARCH**

The cuff is hard to put on and adjust with one hand. Elderly and obese individuals find it especially difficult.

The link on the side of the screen was not easy for blood users don't know what happens and doesn't react to blood pressure.

**DESIGN RESEARCH**

Forty percent would now be considered high blood pressure. Recently, blood pressure guidelines changed for the first time in 14 years. Hypertension guidelines have recently been changed from 140/90 to 130/80.

**USER INTERVIEW**

My grandfather had mild hypertension seven years ago. As he gets older, his high blood pressure gets worse. Grandpa needs to take blood pressure medicine every day. The medication has to work all day, and he forgets to take his blood pressure medicine when starting the day.

My grandma has a digital blood pressure monitor at home. But she doesn't take her own blood pressure every day. He would check when the digital blood pressure monitor away in a drawer. He don't use when she call to him to take his blood pressure. Grandpa has poor hearing. Only one side of his digital blood pressure monitor makes a voice broadcast, which he sometimes can't hear. He don't want to change the two numbers were too complicated. Grandpa gets a little confused when using the measurement.

**Chronic Diseases**

- Hypertension

**Physical Problems**

- Floor listening
- View comprehension

**Demands**

- Easy to understand
- Easy to wear
- Change the trend
- OneClick
- Medical advice

**MOODBOARD**

**EXPLODED VIEWS**

**USING STEPS**

**CARDBOARD MOCKUPS**

**OTHER CONCEPTS**

**DIMENSION**

**DESIGN PROCESS**

**CONCEPT 01**

No grandpa used it, it is, cause of the blood pressure monitor is not a digital blood pressure monitor.

**CONCEPT 02**

Blood pressure monitors are mostly bought by young people for their parents. It will need flexibility of the layout of content. The flexibility of use will decrease over time.

**CONCEPT 03**

In my life, the old man's use gradually progresses from a child-like thing to a thing that has a certain practical value. It has a long life cycle.

**MDC5100 MAJOR DESIGN PROJECT**

Caroline - LAI YANHUI

## BIND

**PROJECT & CONCEPT DESCRIPTION**

**PROBLEM FINDING**

**PROFESSION RESEARCH**

**TYPE OF CARRIER**

**1 CLOSE/OPEN THE DOOR**

**2 INTERACTION**

**3 EXPLODED VIEW / MATERIALS**

**4 CONCEPT SKETCHES**

**5 MOCK UP & TESTING**

**MDC5100 MAJOR DESIGN PROJECT**

PHI - Shao Puheng

## SEGMENT

**PROJECT & CONCEPT DESCRIPTION**

**PROBLEM FINDING**

**PROFESSION RESEARCH**

**TYPE OF CARRIER**

**1 CONCEPT SKETCHES**

**2 EXPLODED VIEW / MATERIALS**

**3 MOCK UP & TESTING**

**App**

**Sketches**

**Mockup**

**CAD**

**Segment Watch**  
Time manager on your wrist

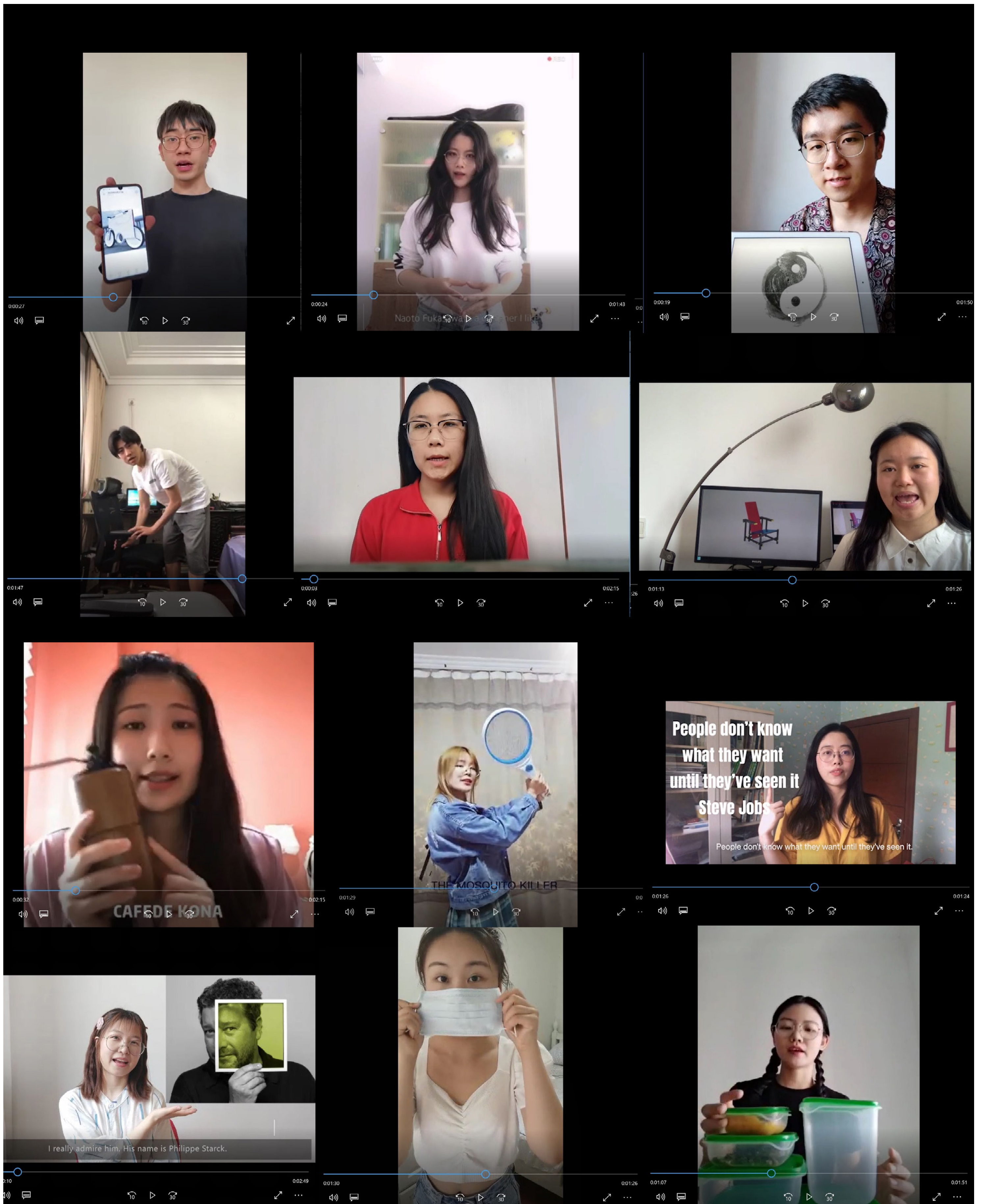
"Segment" is a smartwatch that can display your schedule on the "time" dial and can be controlled on the phone side. And that they can be grouped to the watch, which of the screen, the dial has to control the dial and complete no further external operation with the phone. If help users to save their time.

**Sizing**

**Mockup**

# MORE SUZHOU

More student work from the talented 2020 cohort, plus some images of them engaging via WeChat, sharing with Bernie the objects, places or experiences that inspire them. This was an early exercise that allowed the cohort and their teaching staff to get to know one another through an online studio conversation.





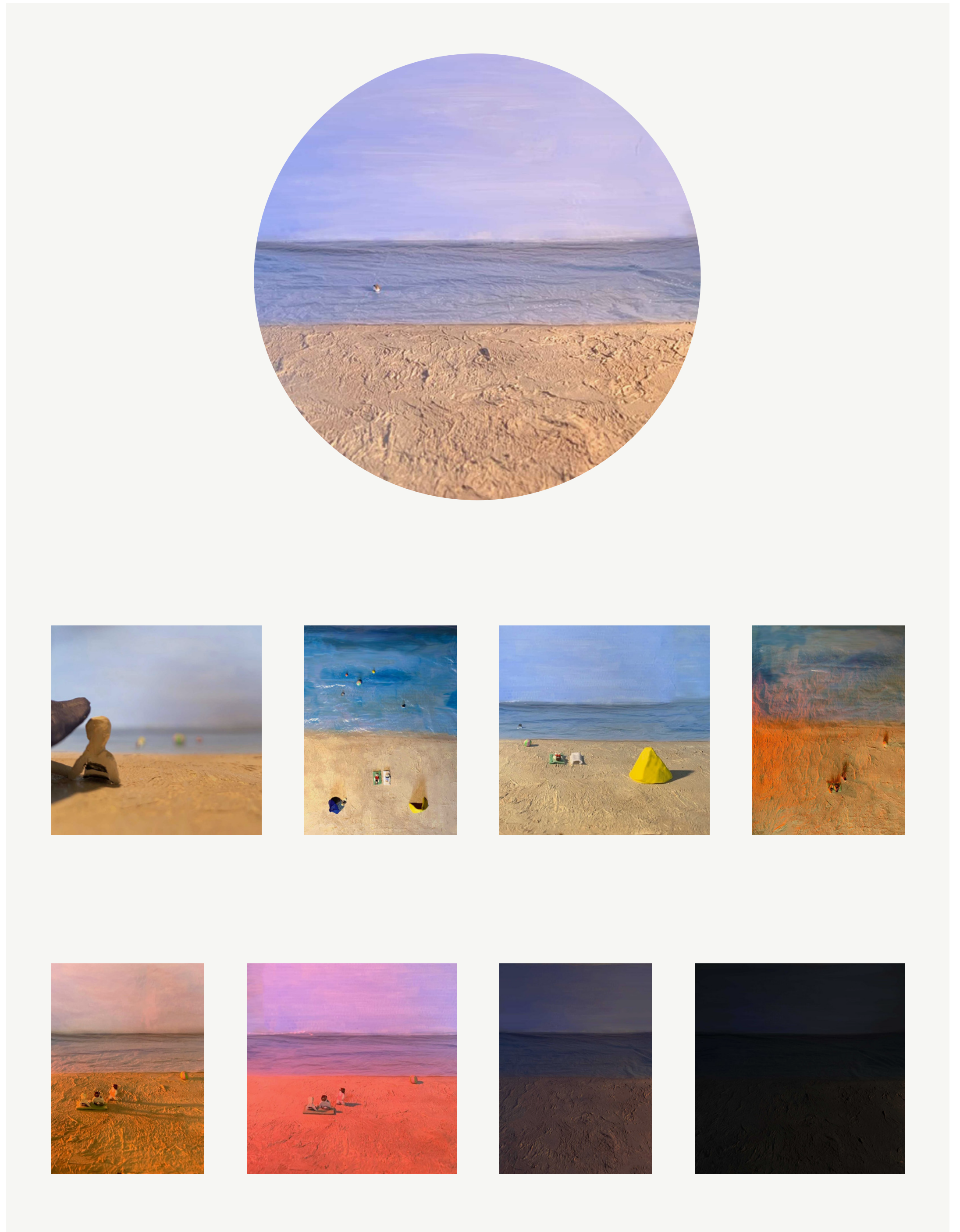
PROJECT  
**FOCUS**  
COL1001

**Collaborative  
Design Studio 1**

Lecturer:  
Anna Conrick

**Our latest recruits into the Bachelor of Design started with us in Semester 2.**

Since then they have produced some beautiful work in Collaborative Design Studio. The project, 'Place and Atmosphere, Part 1' required them to design an A2 poster that included the image sequence of their chosen three dimensional object. The students featured here are Rosemary Eddy, right; LinhVu, below, left; Minh Hoang Nguyen, below middle; and, Diwen Gao, below, right.



**VIEW**  
ONLINE EXHIBITION

**the Australian  
Performing Arts  
Collection**



**Grand: Costumes from the Dame Joan Sutherland Collection**  
Australian Performing Arts Collection, Arts Centre Melbourne

For those of you interested in theatre and costume design (isn't everyone?) then this is the site for you. In 2019, the Australian Performing Arts Collection (APAC) welcomed an exciting donation of costumes worn by Dame Joan Sutherland from Opera Australia. Comprising 30 complete costumes, the collection spans the breadth of Sutherland's expansive repertoire and includes gowns, head pieces, jewellery, wigs and shoes.


**Left:** Costume for Giulietta in *The Tales of Hoffmann*, 1974. Designed by José Varona and made by Barbara Matera.  
**Tap the image to connect to the entire collection**



Above: Skin care packaging for Mere by pop & Pac (pop-pac.com)

## THE DESIGN KIDS

We've introduced you to the Design Kids in a previous issue of 'Squirrel'; and to Monash alumnus David Popov, one of the creative directors of **Pop & Pac**. TDK are celebrating 11 years this November with a special feature on packaging. Tap the TDK icon, right, to read their full interview with David.



## Tram art artist


Recently Squirrel became aware of Derrick, an Australian artist and lover of travel. 'StickyMangoRice' is his art project where he brings together his illustrations and his passion for the things he sees in his travels, including the Melbourne Art Trams! Seen above are his renderings of the trams designed by MADA's Nyein Aung and Gene Bawden. These renderings are energetic, creative homages to their creative practice. We love them! To see more trams and Derrick's other work, visit [StickyMangoRice](http://StickyMangoRice.com).



## Design Honours Applications due Monday November 9

If you are interested in applying for Honours in 2021, applications close on November 9. For more details please tap the pink icon above to connect to application procedure, and online submission portal.

Applicants will be required to present a folio, submit a draft research proposal and attend an interview. All applicants will be invited to an interview in early December, where your folio and draft research proposal will be reviewed and feedback provided. Applicants will have a further opportunity to finalise their research proposal after the interview. A final approved research proposal must be submitted prior to your offer being accepted.



### Folio

Your folio should include 10–15 pieces of work that have been carefully selected to showcase the technical skills, visual sophistication and current theoretical interests of work produced either during your undergraduate degree or in a course of independent study. Supporting research activity such as drawings, sketchbooks, notebooks or journals that demonstrate your developmental and working processes can be presented at your interview. Your folio will be assessed on the following criteria, which also form the agenda and expectations for study during the honours year:

Technique, Ideas, Evidence of an informed and reasoned approach to creative practice: context for such practice, Progress; Resolution; and Divergent thinking (the capacity for the candidate to operate in a way that is original in relation to the precedents and parameters identified for their practice).

### Research Proposal

Your research proposal should contain the following headlines:

**Title:** The proposed title of your project. **Research topic outline:** A one to three sentence description that briefly encapsulates your project. **Preamble:** This should be brief, a one or two paragraph description of your current work or study (150 words). **Project:** A description of your proposed project including the historical and theoretical contexts relevant to your project (300-500 words). **Aims:** Using point form, an outline of the aims of your project or thesis (approximately 5 distinct aims - 100 words). **Methods:** A description of your research methods, studio or theoretical, giving an indication of the motives that guide the research and suggesting approaches to your work and reading that you expect to follow to achieve the aims (200 words). **Prior Reading:** Using point form, an outline of the key texts and research topics that have informed your practice to date.



Monash Faculty of Art, Design and Architecture Student Exhibition 2020

# MADA NOW

MONASH FINE ART DESIGN ARCHITECTURE DEAN'S MESSAGE ACKNOWLEDGEMENTS

Streaming Live, December 10, 17:00 EST



Like so many Art Design and Architecture schools around the world, MADA is celebrating the achievements of our graduating students with an online exhibition. To be launched on December 10, MADA NOW will host the works from across the whole faculty and we invite you to visit and celebrate with us the incredible final year works created in 2020. The site was designed by The Company You Keep, a design studio established by MADA graduate, Rhys Gorgol. You will be able to access the exhibition via the [MADA home page](#) from December 10.



**THE  
LAST  
WORD**

**T**his is the last issue of 'Squirrel' for 2020. Like many ideas in 2020, it was introduced as an experiment, with no clear sense of whether it would help towards creating a connected community of designers. And, like many ideas in 2020, it did work, but **because of** our creative community. From its earliest edition of four pages, the MADA designers have helped to fill each issue with humour, ideas, innovations and solutions to some pretty tough challenges. There is little left to say other than 'thank you'; to the students for your creative energy, the full-time academic staff and our army of visiting lecturers for your resilience and dedication; and the professional staff for your patience and empathy. 2020 will soon be behind us, and if the year taught us anything, it is how much the future needs creative thinkers. Good luck everyone, for whatever endeavour is in front of you.